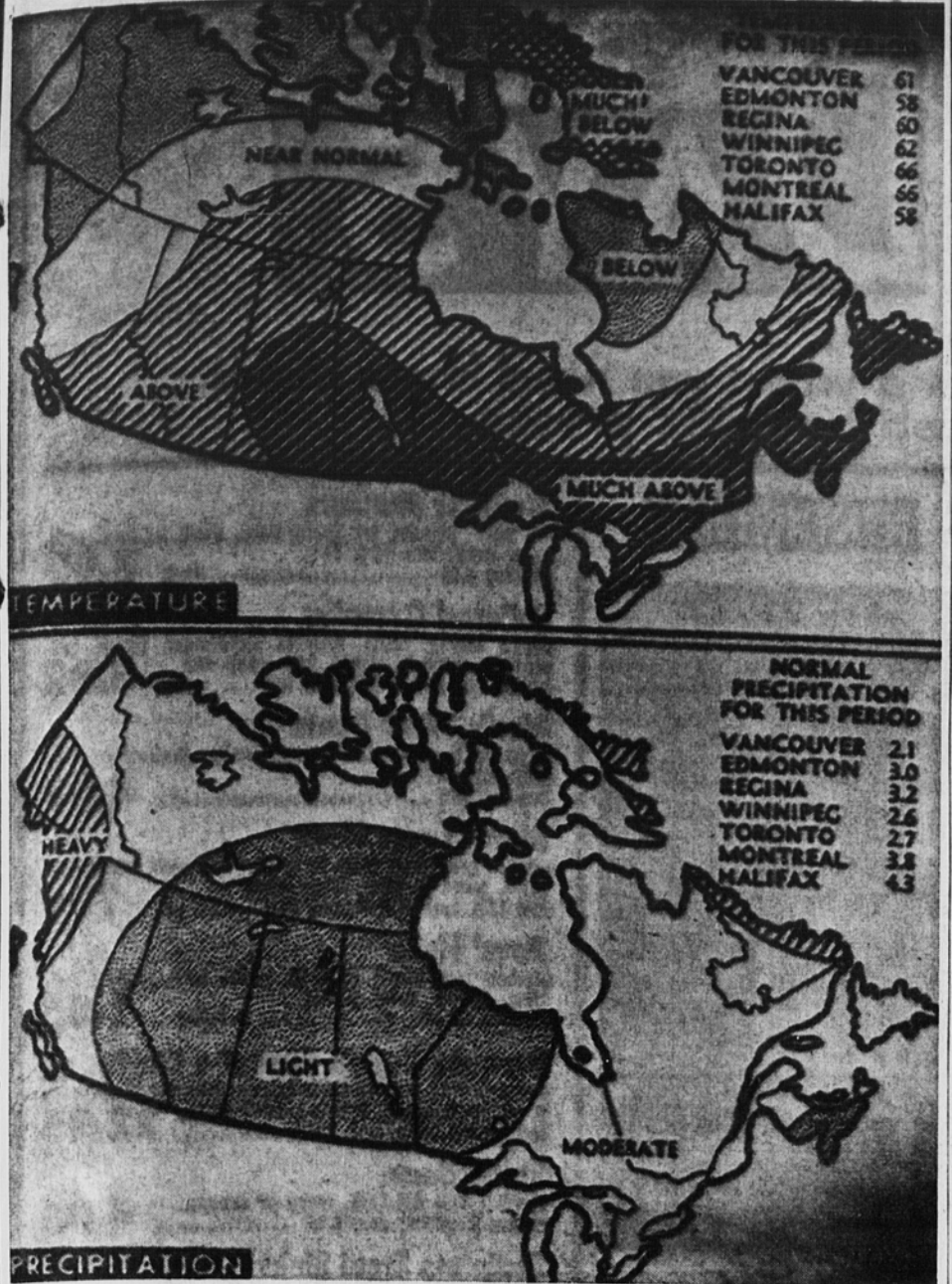

HOT WEATHER IS 30-DAY FORECAST

Much above normal temperatures and moderate to light precipitation will prevail over the Maritime Provinces this month, according to the United States weather bureau's 30-day outlook. The forecast is based on long-range predictions and is subject to error. Table gives precipitation in inches of rain. (CP Wirephoto)

LIVESTOCK

MONTREAL (CP) — Prices were steady on the east end livestock market Tuesday. Receipts were lighter and trading was slow.

Receipts were: 46 cattle, 53 calves, five hogs, one sheep and no lambs.

Good cows were 17.50-19, medium 16.50-17.50, common 13-16 and canners and cutters 10-13.

Good bulls were 20.25-21 and common and medium 16-17.25.

Good vealers were 24 - 27, medium 21-23 and common 15-20.

Hogs were 18.50-20 and a few sows were sold at 18.

There were no sales of sheep or lambs.

Northwest India Crash Takes Lives Of 2 Canadians

NEW DELHI (Reuters) — Twenty-nine persons, including two Canadian women and an American family of five, were killed Monday in a plane crash in northwest India.

The Canadian victims in the crash of the Indian Airlines C-47 plane were identified as Mrs. G. Mitchell and her mother, Mrs. G. Popplewell, both of Dinsmore, Sask.

An Australian embassy spokesman said Mrs. Mitchell's husband, who also died in the crash, came from Trinity Garden in South Australia. He was a research worker at Christian Medical College in Ludhiana, Punjab.

DAILY MARKETS

TORONTO

(Continued from page 13)

Delnite	2127	70	70	70	—2
Denison	2627	$12⅞	12¾	12¾	— ¼
Dicknsn	1866	470	460	470	+10
Dome	z64	$28	28	28	
Donalda	3500	7½	7	7½	
E Amphi	500	7	7	7	
East Mal	4766	222	220	222	+1
East Sull	1100	225	222	222	
Elder	3010	105	98	103	—1
El Sol	5000	7½	7	7	— ½
Eureka	7000	18½	18½	18½	—1½
Fatima	1000	15½	15½	15½	— ½
Francoeur	3500	9½	9½	9½	
Geco Mines	440	$28¾	28⅝	28¾	• ¼
Giant YK	526	$11⅞	11¾	11¾	— ⅛
Goldale	1500	30½	30	30	
Grandroy	14625	18	17½	17½	—1½
Granduc	1555	385	375	375	—5
Gunnar	400	880	875	875	+5
Har-Min	3000	9½	9½	9½	
H of Lakes	5500	17	17	17	
Headway	1000	21	21	21	+ ½
Heath	15000	6½	6	6	
High-Bell	6603	280	280	280	
Hollinger	295	$28⅛	28	28	— ¼
Howey	2300	420	410	415	
Hud Bay	913	$56⅜	55¾	56¼	— ⅜
Hydra Ex	1112	26½	26	26½	+ ½
Irish Cop	3030	41	37	37	
Iron Bay	2500	105	103	103	—2
J Waite	4400	17½	16½	17½	+1½
Jacobus	16000	23½	22	23½	
Joburke	1000	13	13	13	•1
Joliet	10300	23	23	23	
Jonsmith	7300	15	14½	14½	
Joutel	2900	149	142	142	—6
Jowsey	1999	31½	30½	31½	+ ½
Keeley-F	10200	52	50	51	—1
Kenville	1000	4½	4½	4½	— ½
Kerr Add	2335	700	680	680	—10
Kilembe	2100	330	325	325	+20
Kirk Min	6007	24½	24	24	— ½
Kirk Town	2000	24½	24½	24½	
Kopan	1000	16	16	16	
Lab Min	250	$33	33	33	
L Osu	5000	19½	18	18	
L Shore	240	240	235	235	—1
Lamaque	100	360	360	360	
Langis	4200	35	34	34	—1
Latin Am	5500	35	34	34	—1
Leitch	2633	136	136	136	+1
Lencourt	8000	8	7½	8	+ ½
Lib Iron	186	$19⅜	19⅜	19⅜	
LL Lac	1033	154	150	150	—4
Lorado	6100	169	162	168	+6
Louvict	3500	8½	8	8½	+2½
Lyndhst	16000	10	10	10	
Lynx	2000	5	5	5	— ½
Macassa	z75	310	310	310	
Madsen	1400	225	225	225	
Malartic	z100	73	73	73	
Manoka MS	2000	18½	18	18	+ ½
Marboy	533	16	16	16	—1
Merchant	9400	92	90	90	
Marcon	1000	7½	7½	7½	• ½
Maritime	1066	39½	39	39	
Martin	14000	67	64	66	+2
Ma[illegible]mi	4725	820	815	015	—5
McIntyre	630	$52¼	52	52¼	— ½
Mc[illegible]en	1000	26	26	26	—1
McMar	4000	7½	7	7	— ½
McWat	5500	25½	24½	24½	—1½
Mentor	4100	32	32	32	+1
Merrill	1600	62	62	62	
Meta Uran	500	7½	7½	7½	
Min Corp	1500	$16½	16⅜	16½	+ ⅛
Min-Ore	12000	9	9	9	+ ½
Mt Wright	512	48	48	48	—4
Murray M	3200	113	112	112	—1
Nama Cr	5000	13	13	13	• ½
Nealon	7200	14	13½	14	+ ½
New Alger	1000	4	4	4	
New Ath	2312	39½	38½	38½	—1½
Newconex	900	455	455	455	
Nconex wts	210	145	145	145	—5
N Goldvue	500	4	4	4	
N Harri	1000	7	7	7	
New Hosco	5200	154	150	151	+1
New Jason	520	7	7	7	+1
Newlund	28000	22	20½	21½	+ ½
N Mylama	1000	16½	16½	16½	
Newnor	16800	16	15	15	+1
New Rouyn	17000	17½	16½	16½	— ½
N Senator	3000	8½	8	8½	— ½
Nickel MS	5536	30	28½	28½	— ½
Nick Rim	1200	15½	15½	15½	
Normetal	650	310	305	305	
Norlex	11000	35	33½	35	+1
Norbax	5500	10	10	10	
N Coldstrm	625	55	55	55	—1
Northgate	3472	395	390	390	
N Goldcrt	15932	28	27	20	+1½
N Rank	3500	31	30	30	—1
Nor Boad	30575	35	32	32	—3
North Can	1740	210	200	200	—3
Norvalie	23500	11	10	10½	— ½
O'Leary	2500	11	10½	11	— ½
Opemiska	5966	765	755	755	
Orchan	10806	268	256	260	—6
Orenada	6000	16½	16	16	—1
Ormsby	4000	33½	31	31	—3
Osisko	3000	36	36	36	•1
Paramaq	6000	13½	13½	13½	
Patino	899	735	725	725	—20
Pax Int	5500	21½	21	21½	+ ½
Paymast	1338	12	12	12	+ ½
Peerless	8000	24½	23½	24	
Pick Crow	2105	61	60	60	+2
Placer	z25	$27¼	27¼	27¼	
Preston	1875	985	960	985	+15
Pros Air	2100	82	82	82	—5
Purdex	15250	17½	17	17½	
Que Chib	3065	21	20	20	
Que Lith	550	265	265	265	•5
Quemont	400	$11⅛	11	11⅛	— ⅜
Radiore	4200	45½	45	45	—1
Raglan	7000	78	74	78	+2
Rayrock	4366	85	85	85	—1
Realm	2000	11	11	11	+1½
Reeves	300	125	125	125	
Rexspar	6200	20	19	19	—1
Rio Algom	5083	$14⅝	14⅝	14⅝	
Rix Athab	7500	25	25	25	
Rockwin	1500	15	14½	15	+1
Rowan Con	500	5½	5½	5½	— ½
Ryanor	4000	14	14	14	
Salem	1400	39	39	39	+1
Satellite	6008	15	14½	15	+1
Sheep Cr	500	115	115	115	
Sherritt	5011	300	296	300	
Sigma	z33	490	490	490	
Silvmaq	5500	21½	21	21½	+ ½
Sil Miller	2600	23	22½	22½	
Sil Stand	5500	36	35	36	+3
Siscoe	600	179	177	179	—1
Steep R	5205	525	515	515	•5
Sturgeon	3000	29	28	29	
Sud Cont	3000	9½	9½	9½	— ½
Sullivan	300	152	151	152	+1
Taurcan	4500	20½	19½	20	
Teck-H	2650	181	180	180	
Thom L	3600	60	58	60	
Tombill	894	67	67	67	+1
Torbrit	2000	38	38	38	—1
Tormont	1500	23½	23	23	
Tribag	2500	95	95	95	—2
Trin Chib	96000	37	34	37	+2
U Asbestos	220	345	345	345	
Un Buffad	11400	77	75	77	+3
Un Keno	2983	595	555	555	—20
Un Macfie	1000	20	20	20	
U Mindam	1000	18	18	18	
Un Fort	3500	15	14	15	•1
Upp Can	700	141	130	140	
Violam	20100	206	197	197	—3
W Malar	5000	7	6½	6½	
West Mines	8306	455	430	430	—10
W Beaver	1000	14	14	14	—1
W Surf I	8143	16	15	15	—1
Willroy	3225	158	153	153	—2
Wiltsey	4500	15	14½	14½	
Wr Harg	z100	80	80	80	
Yale Lead	1000	8½	8½	8½	—1
Yellorex	2000	6	6	6	
Yk Bear	1000	110	108	110	
Young HG	1500	7½	7½	7½	— ½
Zenmac	9000	22½	22	22	— ½
Zulapa	14000	31	29½	31	+1
OILS					
AP Cons	790	52	52	52	
All Rox	750	18	18	18	
Alminex	200	280	280	280	
Am Leduc	3600	5½	5	5½	+ ½
Anchor	1000	6	6	6	
Ang Un	2200	29	29	29	
Asamera	1000	105	105	105	—4
Bailey S A	185	$11⅛	11⅛	11⅛	— ⅜
Bail 5¾ pr	300	$25¼	25¼	25¼	
Banff	400	140	140	140	
Bata	1300	4½	4½	4½	— ½
Cal Ed	260	$22¼	22¼	22¼	+ ½
Calvert	1100	20	20	20	
C Oil Lds	166	135	135	135	
CS Pete	4525	445	440	440	—5
C Delhi	4510	440	435	440	
C Delhi w	200	135	135	135	
Cdn Dev	1650	425	415	415	—10
C Ex Gas	2550	101	99	99	—3
C LI Pete	1393	15	15	15	—1
Cent Del	2161	815	805	810	—5
C Dragon	667	10	10	10	+ ½
C Mic Mac	577	450	445	445	
C West P	633	200	200	200	
Dev Pal	500	68	68	68	—2
Dome Pt	1425	$14	13⅞	14	+ ⅜
Duvan	2000	8	8	8	
Dynamic	1148	20½	20½	20½	
Fargo	100	235	235	235	—1
Fr Pete	130	290	290	290	
Glacier	2000	11	11	11	
Gr Plains	1170	$12⅞	12⅝	12⅝	— ⅜
Gridoil	7500	34	33	33	—3
Home A	315	$12¾	12¾	12¾	— ¼
Home B	250	$12⅝	12⅝	12⅝	— ¼
H B Oil G	2466	$15½	15¼	15½	
Long Point	3000	17	16	16	—1½
Medal	713	300	299	299	
Midcon	3700	35	32	35	+3
Mill City	3000	19	19	19	
Murphy	200	205	195	195	—10
Nat Pete	3200	217	213	213	—3
N Cont	1500	31½	31½	31½	
N Davies	20000	21½	20½	20½	— ½
Northeal	31000	42	40½	41	
N C Oils	1000	160	160	160	—5
Northld	500	14	14	14	
Pamoil	6300	46	46	46	—1
Permo	500	30	30	30	
Peruv Oil	500	75	75	75	
Petrol	1500	62	61	61	—2
Phillips	1600	23	22½	22½	— ½
Place	18500	58	55	55	
Ponder	3100	37	37	37	+ ½
Prairie Oil	700	280	275	275	—5
Provo Gas	5830	162	161	161	—1
Quonto	32500	25	23½	25	•1½
Ranger	1700	125	125	125	
Sarcee	2000	120	120	120	
Sccur Fr	2000	770	765	770	—5
Spooner	2000	11	11	11	
Stanwell	4033	30	30	30	—5
Trans Can	5042	88	84	86	+1
Triad Oil	591	152	152	152	—1
Union Oil	2510	$12	12	12	
Unispher	12100	39	37½	38	+1
U Canso vt	750	131	130	130	—1
Un Oils	4233	144	142	143	
Wsburne	1500	82	82	82	
Wstates	424	450	425	450	+25
W Decalta	100	120	120	120	
Wilshire	100	206	206	206	+1
Windfall	9500	39	35½	35½	—2½
Yan Can	12500	7½	6½	6½	— ½
BANKS					
Mont	465	$68	67½	67¾	
NS	250	$74⅞	74⅝	74⅝	— ⅜
C Imp Bk C	909	$66⅝	66⅝	66⅝	— ⅛
Royal	813	$70	77¾	78	
Tor-Dom	740	$64¼	64	64¼	
INDUSTRIALS					
Alumini	7657	$29⅝	28¾	29⅝	•1⅛
C Brew	3475	$11½	11⅛	11⅛	— ¼
D Magnes	400	$8¼	8	8	— ⅝
Dosco	z16	$13	13	13	
Inland	1566	$6	6	6	
Inv Syn A	203	$58½	58¼	58¼	— ⅛
Pembina	400	$7⅝	7⅜	7½	
Simpsons	842	$34½	34	34½	+ ½
Wainwrite	500	420	420	420	
Walkers	1803	$59⅞	59½	59⅞	
Weston B	1050	$22½	22¼	22¼	— ⅝

Total sales: 2,207,000.

MOST ACTIVE TORONTO STOCKS
By The Canadian Press

Stock	Sales	High	Low	Close	C h'ge
INDUSTRIALS					
BC Pow	18551	$21⅛	21	21	+ ⅛
CPR	12106	$32¼	31¾	32¼	+ ¼
Shell	10570	$18¼	17½	17⅝	— ¾
Con Gas	0644	$24⅝	24¼	24⅝	+ ⅜
Alumini	7657	$29⅝	28¾	29⅝	+1⅛
OILS					
Quonto	32500	25	23½	25	+1½
Northcal	21000	42	40½	41	
N Davies	200000	21½	20½	20½	— ½
Place	18500	58	55	58	
Yan Can	12500	7½	6½	6½	— ½
MINES					
Trin Chib	96000	37	34	37	+2
Croinor	62500	17½	16	17	•1
Lorado	60100	169	162	168	+6
Chimo	49500	70	67	69	+3
Cons Que	44100	93	87	90	—3

MUTUAL FUNDS
By The Canadian Press

	Bid	Ask
All Cdn Com	—	—
All Cdn Div	—	—
American Growth	8.84	9.66
Beaubran	34.91	37.90
Canada Growth	5.25	5.74
Cdn Gas and Energy	7.26	7.93
Canadian Investment	10.99	11.96
Cdn Trusteed	4.72	5.16
Canafund	45.26	47.52
Champion Mutual	6.19	6.80
Commonwealth Int Lever	7.98	8.7[illegible]
Corporate Investors	10.72	11.71
Diversified Inc A	23.00	
Diversified Inc B	4.68	5.15
Dividend Shares	3.46	3.79
Dominion Equity	19.75	20.16
Dreyfus Inc	17.62	19.15
European Growth	6.98	7.63
Federated Growth	5.09	5.56
First Oil and Gas	4.80	5.25
Fonds Collectif A	6.55	7.12
Fonds Collectif B	5.45	5.80
Fonds Collectif C	6.04	7.43
Group Inc.	3.77	4.12
Growth Oil and Gas	9.97	10.47
Investors Growth	7.29	7.92
Investors Intl	4.69	5.09
Investors Mutual	13.16	14.30
Mutual Accumulating	3.99	4.36
Mutual Income	11.59	12.67
N American of Canada	11.59	12.67
One William Street	14.13	15.44
Provident	4.31	4.71
Putnam Growth	8.87	9.69
Radisson	4.75	5.23
Regent	6.11	6.68
Research Investing	11.04	12.07
Savings Investment	6.45	7.05
1962 Exec. Fund Cda	5.60	5.85
TV Electronics	7.63	8.32
Timed Investment	6.40	7.14
United Accumulative	6.52	7.13

PETER PAN

DRIVE IN
GOOD FOOD

- Chicken in the Basket
- Seafood Basket
- Smoked Meat Sandwich
- Steak Burgers

PETER PAN
Drive In Restaurant
Malpeque Road at the Trans-Canada Highway

CN
travel bargains

Charlottetown to:

Montreal	$16.00
Corner Brook	$18.00
St. John's	$23.00
Sydney	$11.50
Halifax	$ 6.30
Saint John	$ 5.70
Truro	$ 4.90
Moncton	$ 3.70
Sackville	$ 2.80

These are examples of CN's new White Economy Fares. White Economy Fares with sleeping accommodation and complimentary meals are equally attractive. Call CN for details about the Red, White and Blue Fare Plan.

THE CARD SHOP

- Greeting Cards
- Art Supplies
- Games
- Good Books

For Children & Adults
103 Grafton St. Dial 4-9974

Holman's of P.E.I.

Enterprise OIL RANGE

10 DAY TRADE-IN SALE

Starts Today -- Ends June 15! No Down Payment -- Easy Monthly Terms

ENTERPRISE OIL RANGE

$60.00 TRADE-IN ALLOWANCE

- exclusive Enterprise thermojet oil burner; remains on pilot at all times; no lighting
- balanced heat for best baking results
- deluxe backguard with light, electric clock, minute minder
- oven finished in lifetime porcelain enamel
- complete with electric motor
- roomy storage drawer for cooking utensils; warming compartment

Reg. $344.95
Less Trade ... $ 60.00
YOU PAY ONLY ... 284.95

No Down Payment — 15.00 Monthly

ENTERPRISE Fully Automatic OIL RANGE

$60.00 TRADE-IN ALLOWANCE

- set it to come on automatically and warm up your kitchen in the mornings
- fully automatic with clock-controlled oven
- attractive deluxe backguard
- pilot eliminates lighting
- large blue granite porcelain lined oven
- double glass window in oven door
- built-in oil line cleaning rod
- porcelain lined storage drawer

Regular 409.95
Less Trade 60.00
YOU PAY ONLY ... 349.95



No Down Payment — 18.00 Monthly

ENTERPRISE Deluxe KEMAC RANGE

$60.00 TRADE-IN ALLOWANCE



- never before a range so luxurious, so ready to respond to all your cooking needs
- deluxe backguard with electric clock and minute minder
- big firebox for burning wood or garbage with oil
- largest oven of any Enterprise Kemac range
- heavy cast iron oven front
- storage drawer may be used as warming compartment
- easy to clean, runs on ball bearings

Regular 399.95
Less Trade ...... $ 60.00
YOU PAY ONLY ... 339.95

No Down Payment — 18.00 Monthly

ENTERPRISE Standard KEMAC RANGE

$50.00 TRADE-IN ALLOWANCE

- family size range
- balanced heat for best baking results
- large firebox for burning wood or garbage with oil
- roomy storage drawer can be used as warming compartment
- cast iron oven and door frame, will not warp
- compare this range with any other make

Regular 299.95
Less Trade 50.00
YOU PAY ONLY
249.95



No Down Payment — 13.00 Monthly