DAILY MARKET QUOTATIONS

SUMMARY

Toronto — Market lower, active trading.

Montreal — Generally higher, trading fairly active.

New York — Market mixed, profit taking.

CURRENCIES

MONTREAL (CP) — The U.S. dollar closed Wednesday at a discount of 3 per cent in terms of Canadian funds, down ¼. Pound sterling $2.72 11-16, down ½.

NET EARNINGS

Canadian Chemical and Cellulose Ltd., year ended Dec. 31: 1958, net loss $103,662: 1957, net loss, $3,660,992.

Canadian Vickers Ltd., year ended Nov. 30: 1958, $1,085,289: 1957, $1,766,756.

Moore Corporation Ltd., year ended Dec. 31: 1958, $10,005,473, $4.58 a share: 1957, $10,718,168, $4.93.

DIVIDENDS

Aro Equipment Corp., 25 cents, April 15, record March 31.

Biltmore Hats Ltd., 10 cents, class A 25 cents, April 15, record March 18.

Dalex Company Ltd., Pfd. $1.75, March 31, record March 16.

T. H. Estabrooks Company Ltd. Pfd. 26 cents, April 15, record March 13.

Lower St. Lawrence Power Company, 50 cents, April 1, record March 13.

Russel Industries Ltd., 15 cents, March 31, record March 17.

PRODUCE

MONTREAL (CP) — Agriculture department quotations:

Eggs: Wholesale dealer prices to country station, wooden cases, extra-large 43½-44, large 43½-44, medium 42½, small 39, B 34, C 31. Receipts 92.

Butter: Current receipts tendered 64, non-tenderable 64; fresh grade creamery prints, job price 65½-66; fresh wholesale 64¼-64½.

Cheese: Delivered Montreal not waxed, Quebec white, 34¼- colored 34¼; wholesale Quebec white 35¼, colored 35¼; current receipts Ontario white f.o.b., grading station 35 3-16-35⅞, colored 35¼-35¾; wholesale Ontario, colored 36½.

Potatoes: N.B. 75s 1.45-1.55; N.B. 50s .90-.95; N.B. 10s .28-.25; P.E.I 75s 160-165; PEI 50s 1.00-1.05; P.E.I 10s 30; Florida new red 50s 200-2.75.

GRAIN

WINNIPEG (CP) — Japanese purchase of 4½ cargoes of Canadian wheat and more than a cargo of barley featured trade on the Winnipeg Grain Exchange Wednesday. However, trade was somewhat slow. Offerings, including hedges, were on a fair scale but prices made advances.

Closing prices:

Oats—May unchanged 76⅜; Jly ⅛ lower 74¼a; Oct unchanged 73⅝a.

Barley—May ⅛ higher 1.03¼; Jly unchanged 1.00¾; Oct ⅛ higher 99⅝a.

Flax—May 3¼ higher 3.03; Jly 2¾ higher 2.90¾; Oct 1¾-1½ higher 2.79.

Rye—May ½ higher 1.11⅞; Jly ⅛ higher 1.08⅞; Oct ⅜ higher 1.06¾-a.

Prices for class two wheat for export to countries outside IWA: 1 nor 1.69⅞; 2 1.66⅞; 3 1.56⅞; 4 1.45⅞; 5 1.43⅞; 6 1.42⅞; 1 durum 1.91⅞; 2 1.88⅞; 3 1.74⅞; IWA and domestic prices: 1 nor 1.69⅞ 1.66; 3 1.56⅞; 4 1.45⅞; 5 1.43⅞; 6 1.42⅞; 1 durum 1.91⅞; 1.88⅞; 3 1.74⅞.

MONTREAL

MONTREAL (CP)—The Montreal and Canadian stock exchanges shook off an afternoon attack of profit-taking and moved generally higher on Wednesday. Trading was fairly active throughout the day.

The sell-off hit the constructions hardest, but all the issues registered gains for the day. Canada Cement was up ½at 36 ater ¾ement was up ½ at 36¾, after Cement was up ½ at 36¾, after touching 37, a new high, and Dominion Tar hit 17⅞, a new high, before dropping to 16⅞, a gain of ⅜.

Bell was active as the company announced a new stock issue for shareholders. It closed unchanged at 42¾, after going as high as 43⅛ and as low as 42½. Other utilities were mixed in a fractional range.

The papers and base metals were active and irregularly lower led by Asbestos, off 1 at 32, a new yearly low.

The beverages and steels were slightly higher, while the refining oils, pipelines, banks and western oils were irregularly lower in a fractional range. The mines and oils were irregularly higher.

Industrial volume was 106,800 shares, mines and oils 711,700.

The closing averages show the banks off .23 at 61.46, utilities up .8 at 156.3, a new high, industrials up .2 at 318.8, a new high, combined up .3 at 464.6, a new high, papers off .5 at 494.3, and golds unchanged at 88.11.

MONTREAL CLOSING STOCKS

Abitibi	39¾	Fraser	35
Abit pr		Gt Lakes	42
Asbestos	32	How Smith	
Bank Mont	55⅝	Hud Bay Min	62
Bank NS	67¾	Imp Bank	
Bnque C Nat		Imp Oil	44½
Bnque PQ	33	Int Nick	91
Bell	42¾	Mass-Fer	14⅝
Brazil	6¼	McColl	
Bldg Prod	26	N St. Car	17⅝
C Can		Noranda	56
C Cemen t	26¾	Price	47¼
C Cement pr	27⅛	Que Pow	39
Steamship	41	Royal Bank	79
C Bnk Com	54¼	Royalite	10½
Cdn Brew	38⅞	St. L Corp	19½
Cdn Brew pr		Shawin	33⅝
Cdn Celan	19⅝	Steel	77¾
PR	31⅝	Trans Can PL	27
Cockshutt		Un Steel	11
Seagrams	34⅝	Walker	34¾
D. Bridge	24	CANADIAN	
Dom Tar	16⅞	Cons Pap	43½
Foundation	16½	Ford	117

NEW YORK

NEW YORK (AP)—The stock market posted another record high in the popular averages on Wednesday but the over-all price pattern was spotty. Losers outnumbered gainers.

A rally by coppers on news of another price increase and a 6-point hop by Du Pont helped nudge the market barometers to the upside late in an irregular session.

Thiokol, the rocket fuel stock, fell 6¾ as profits were taken on its huge recent advance.

Magma jumped 3¼ to star in the copper section. Motors, oils and airlines were mostly higher. Steels and aircrafts were mixed and rails backed away uniformly from their gains scored in Tuesday's technical reb5xpn

The Associated Press average of 60 stocks made a minimum advance of 10 cents to nudge ahead of Tuesday's peak at $222.80.

Among Canadian stocks, International Nickel gained 1¼, Hudson Bay Mining 1, McIntyre Porcupine ⅝. Walker - Gooderham, Aluminium Ltd., and Dome Mines each lost ¼ and Granby Mining ⅛.

On the American exchange, Scurry Rainbow Oil rose 1⅛, Canadian Marconi ¼ and Molybdenite ⅛ while Shawinigan lost ⅝ and Jupiter Oils 1-16.

What stocks did:

	Wed	Tues
Advances	493	646
Declines	532	409
Unchanged	221	188
Total issues	1246	1245

NEW YORK CLOSING STOCKS

Beth Steel	53	Monty W	43⅛
Borg Warner	39⅝	NY Cent	27½
C and O	73½	Radio Corp	52
Cons Edison	66⅝	Std Oil NJ	53¼
El Auto El	39⅛	Utd Aircraft	59¾
Gen Elec	79¾	Vanadium	39¼
Goodyear	128¼	Westngse	79½
Gt Nor Ry	57		
Int T T	5⅝		
Kennecott	114⅞		

TORONTO

TORONTO (CP) — A closing rally almost pulled the stock market ahead Wednesday, but it closed narrowly lower in active trading.

A strong copper section boosted base metals to a new 1956-59 index peak as they gained 1.23 to 187.55. Golds lost more than three quarters while western oils were off nearly one-half.

The final volume was 5,142,000 shares. the heaviest day since Jan. 30 as speculative issues had their best run in over a month. Tuesday's volume was 4,617,000.

Four of the five most active mines gained. Consolidated Halliwell was the loser, off 5 cents at 91 cents. Coldstream led, up 7 cents at 63 cents while Can-Erin moved up 15 cents then slipped back to close with a 5 cent win at $1.03.

Coppers received their second boost in as many days as the custom smelter price was raised ½-cent to 32 cents a pound. Gaspe Copper moved up 1⅛ at 35 while International Nickel and Noranda each were ahead ¾. Geco added ½ at 23.

Seniors were weak in golds and western oils. Calgary and Edmonton dipped ½ at 33 while Pacific Pete and Royalite were off ⅜. Petrol dipped 8 cents at $2.50 in lower priced oils.

Hollinger and Kerr - Addison each lost ¼ in golds. Canadian gold kilo bars were quoted at $34.18 to $34.22 an ounce.

Index changes: golds off .77 to 90.26; base metals up 1.23 to 187.55; western oils off .46 to 138.78.

TORONTO CLOSING STOCKS
By The Canadian Press
Toronto Stock Exchange—March 4
(Quotations in cents unless marked $. x—Odd lot. xd — Ex-dividend. xr—Ex-rights. xw—Ex-warrants.)

Stock	Sales	High	Low	Close	Ch'ge
MINES					
Acad Uran	1500	7½	7	7½	— ½
Advocate	4550	375	370	375	
Agnico	2856	53	53	53	
Akaitcho	500	48	40	48	
Alba Expl	7500	11	10	11	+1
Algom	1430	$14⅝	14½	14½	— ⅛
Am-Larder	1200	28	28	28	+1
Amal Rare	9525	16	14	16	+1½
Anacon	7233	105	101	102	—3
Anglo Rur	x25	$12¾	12¾	12¾	
Ansil	33313	46	44	46	+2
Apex Res	500	5	5	5	+ ½
Arcadia	4100	19½	18	18	
Arjon	11000	16½	16	16	— ½
Atlas Yk	16000	10½	10	10	—1
Atlin-Ruf	3300	19½	19	19	+ ½
Aubelle	1500	5½	5½	5½	
Aumacho	2500	15	15	15	— ½
Aumaque	18200	16	14	15	+2
Aunor	3800	305	296	300	+3
Avilla	1500	7½	7	7	
Bankeno	2500	21	20	21	+1
Bankfield	500	8½	8½	8½	— ½
Barnat	4060	175	171	174	+3
Barvue	600	14	14	14	+2
Base Metals	2600	20	20	20	
Baska	2500	17	17	17	
B-Duq	12060	26	25	26	+1
Belcher	1700	107	105	105	—1
Bethlm	12900	171	160	16	—5
Bevcon	4170	16	16	16	
Bibis	111700	23	20	22	+2
Bicroft	2355	87	85	87	+2
Bicroft wts	200	3½	3½	3½	
Bidcop	3020	15	15	15	—1
Black Bay	3000	17	16	17	+ ½
Bonville	1500	7	7	7	
Bordulac	1000	7½	7½	7½	
Bouzan	6300	63	62	63	+3
Boymar	41200	14½	14	14½	— ½
Bralorne	1595	800	780	780	—20
Broul Reef	1600	32	32	32	—1
Brnhrst	3800	7½	7	7½	+ ½
Brunsman	2500	7½	7½	7½	
Brunswick	400	355	355	355	+5
Buffad	11500	14	13	13	
Buff Ank	2000	165	160	165	+5
Buff RL	3000	8	7	7	
Bunker Hill	1500	9½	9½	9½	+ ½
Cable	716	18	17½	18	
Cadamet	520	34	34	34	+ ½
Camp Chib	10285	925	900	925	+25
C Dyno	5310	51	50	50	—2
C Malart	3850	78	68	70	
C N Inca	7558	26	24	24	—3
Cdn NW	17474	83	81	82	—1
Cdn Thor	500	7½	7½	7½	
Candore	500	19	19	19	
Can-Erin	737947	115	97	103	+6
Can-Met	9100	73	71	73	
C-Met wts	1550	30	30	30	
Captain	2500	13½	13	13½	— ½
Cariboo	10400	105	93	105	+20
Cassiar	2230	12½	11⅝	12	
Castle	213	500	500	500	+25
Cent Pat	4500	150	146	150	+1
Cent Pore	5500	17	17	17	
Cheskirk	34500	8½	7½	8	
Chester	10500	37	35	36½	+3
Chib Jae	600	70	68	70	
Chib-Kay	2200	23	22	22	
Chib M	4000	145	137	140	+10
Chimo	3900	80	79	80	+5
Coch Will	1950	385	375	380	—5
Cody-Reco	4500	17	17	17	— ½
Coldstrm	116900	63	56	63	+7
Comb Met	4197	34	34	34	+1
Coniagas	4600	63	62	63	+3
Coniaurum	2050	29	29	29	
Con-Key	1500	28	28	28	+1
C Bellekeno	20500	14½	13	14½	+1½
C Callinan	3500	15½	15	15	
C Denison	4850	$13¼	12⅞	13⅛	— ⅛
C Den wts	7310	270	255	258	—6
C Discovery	1900	390	375	380	
C Fen	1214	51	51	51	+1
Con Gillies	2000	9½	9	9	+ ½
CG Arrow	5000	23½	23	23	— ½
C Halliwell	145200	98	86	91	—6
Con Howye	600	405	405	405	
C Marben	1000	42	42	42	+2
C Marcus	4143	72	69	70	—2
Con M and S	1135	$22	21⅝	21⅝	— ⅛
C Mogul	3920	245	235	239	—4
C Morrison	3750	20	19½	19½	—1½
C Mosher	17800	89	85	87	+2
Con Negus	1000	29½	29½	29½	— ½
C Northland	500	27	27	27	
C Red Pop	264	13½	13	13½	+ ½
C Regcourt	7060	16	15	16	
C Sanorm	4500	8	7½	7½	
Con Sud	5350	79	79	79	+2
Conwest	300	480	475	480	+5
Cop Corp	6700	45	44½	45	
Cop-Man	1758	15	14	15	+1
Coprand	8737	224	215	224	+11
Cournor	1000	9	9	9	
Cowich	3000	110	107	110	+6
Craigmt	2200	425	410	425	+15
Crestaur	1000	8½	8½	8½	— ½
Crowpat	5500	14	12	14	
Cusco	2000	13½	13½	13½	
Daering	64500	36	35	35	
D'Aragon	7600	46	44	45	— ½
Deer Horn	20500	25	22	24	+1½
D'Eldona	3000	13	13	13	
Dome	1010	$17⅞	17	17⅝	— ⅛
Donalda	13200	12	11	12	
Duvan	8500	29	26	28	— ½
E Amphi	3800	11	10½	11	+ ½
East Mal	19200	150	144	150	+5
East Sull	1950	225	217	225	
East Met	7000	10½	9	10	+ ½
Elder	140525	124	110	116	+3
Eldrich	20500	44	41	41	
El Sol	3000	11	11	11	
Eureka	3000	29	29	29	
Expl All	6000	13½	13	13	
Falcon	905	$29½	29	29¼	
Faraday	1600	96	96	96	—3
F'west Tung	3100	17	17	17	+1
Francoeur	3000	10	9	10	+1
Frobisher	1795	200	197	198	+2
Geco Mines	1810	923	22½	23	+ ½
Genex	2020	19	17	17	—1
Geo Scien	1100	125	120	124	—1
Gnt Masct	2000	11½	11½	11½	
Giant YK	200	640	640	640	
Glacier	15060	51	48	55	
Goldale	1400	21	21	21	
Gold Eagle	40500	29½	24	25	—1½
Gold Man	1500	30	28½	30	+1
GF Uran	33551	42	41	42	+1
Granby	1000	875	865	865	—35
Grandroy	10150	32	31	32	
Granduc	2200	200	193	195	—3
Greyhk	8100	14	13	14	
Gulch	3000	14	13	13	— ½
Gunnar	3236	$17	16¾	16¾	+ ½
Twillingate	500	8½	8½	8½	
Hard Rock	6000	13	11½	12	
Har-Mac	14800	20½	19½	20	+ ½
H of Lakes	26200	19	16	16	—3½
Headway	9000	47	46	46	—2
Heath	51500	10	9½	10	+1
Heva	2000	7	6	6	—1
High-Bell	2700	175	175	175	
Hollinger	500	332	31¾	31¾	— ¼
Hoyle	2425	500	480	500	+25
Hud Bay	65	582	61¾	61¾	+ ¼
Hugh-Pam	2000	17	17	17	—3
Ind Lake	13300	8	7½	8	
Inspiration	500	61	61	61	+1
Int Nickel	2739	92	90½	91¾	+ ¾
Int Ran	34100	37	35	36	
Irish Cop	14040	355	325	350	+20
Iron Bay	100	225	225	225	+8
Iso Uran	74200	64	56	63	+7
Jacobus	3775	202	198	200	
Jellicoe	23500	19	18	19	
Joburke	29600	21	20	20	
Joliet	1000	35	35	35	
Jowsey	3500	64	63	63	—3
Kenville	8500	11	10½	10½	— ½
Kerr Add	465	$19¾	19¼	19¼	— ¼
Kilembe	10519	279	270	270	+1
Kilem wts	12000	50	45	48	—1
Kirk Min	32296	76	73	75	+1
Kirk Town	1000	11	11	11	— ½
Labrador	1340	830	29½	29¾	
Lake Cin	200	114	112	114	+2
L Dufault	4200	124	117	120	—3
Lake Ling	500	9½	9½	9½	— ½
L Osu	2000	24	23	23	—1½
L Shore	2835	476	475	475	
L Wasa	1550	29	29	29	—1
La Luz	300	435	435	435	
Lamaque	700	340	320	325	—8
Leitch	19914	161	150	157	+7
Lencourt	5000	13	13	13	
LL Lac	1150	225	215	225	+5
Lorado	7250	36	34	34	—1
Lorado wts	1950	17	16	16	
Lyndhst	46400	24	20½	22	+2
Lynx	5000	16	15½	15½	
Macassa	625	296	292	296	—2
Macdon	4000	34	33	33	—4
Macfie	3500	10	10	10	
MacLeod	3600	132	129	129	—6
Madsen	6350	320	315	315	—5
Magnet	7600	8½	7½	8	
Malartic	6500	107	105	107	+1
Maneast U	500	8	8	8	
Maralgo	37000	42½	38	38	—2
Marcon	7500	12½	12	12	—1
Maritime	58725	140	127	140	+9
Martin	21000	32½	31	31	—1
Matatch	4000	19½	19	19½	+ ½
Maybrun	16533	22	20	20	—1
McIntyre	x10	88½	88½	88½	
McKen	6200	36	34½	34½	— ½
McMar	5400	10	9½	9½	— ½
Merrill	15500	130	120	126	+1
Meta Uran	1500	10½	10½	10½	
Midrim	1650	74	74	74	
Milliken	3890	235	228	230	
Min Corp	1595	$15¾	15½	15¾	+ ¼
Min-Ore	42285	24½	23	24	+1½
Moneta	2500	92	90	92	+1
Mt. Wright	253	60	58	60	
Multi-M	1500	49½	49½	49½	+ ½
Nama Cr	105000	36	33	33	—2
Nat Expl	5500	12	11	11	+ ½
Nealon	1500	13½	13	13	— ½
Nello	2000	16	16	16	+1½
Nes Lab	3000	27	27	27	
New Alger	9000	10½	10	10	+ ½
New Ath	4700	52	50	50	+1
New Cal	5600	37	36½	37	
New Delhi	2000	31	31	31	+1
N Dicken	3700	257	253	255	—2
N Goldvue	3500	9	8	8	— ½
N Harri	3500	13½	13½	13½	
New Hosco	7600	138	133	138	+1
N Kelore	151250	19	17	19	+1
Newlund	2400	31	29	31	
N Man	2000	42	40	40	—4
N Mylama	57503	175	170	175	+4
Newnor	2500	8½	7½	8½	+1
New Rouyn	1000	17	17	17	+1
N Senator	8606	7½	7	7	
Nickel Ms	2824	90	87	90	+3
Nick-Rim	1000	103	103	103	
Nipissing	10600	250	240	250	+13
Nisto	4000	8	8	8	
Nor-Acme	500	25	25	25	
Noranda	2219	56	55	56	+ ¾
Norgold	6600	11	10	11	+1
Norlartic	3500	32	31	31½	—1
Normetal	5120	300	300	300	+10
Norpax	15500	25	24	25	+1
Norsyncr	5000	18½	18	18	
N Goldcrt	1500	44	44	44	
N Rank	16100	182	178	180	
Northsp	1899	195	191	194	+3
Norsp A wts	3000	115	112	115	—5
BANKS					
Nova Scotia	446	967¼	67½	67¾	+ ½
Commerce	825	357¼	57	57¼	— ½
Imperial	1592	69	68¼	69	+ ¾
Royal	1072	79½	78¾	79½	+ ¾
Tor-Dom	930	56¼	56	56¼	— ½
INDUSTRIALS					
Alumini	2796	32¾	28¾	28¾	— ¼
C Brew	1947	33¾	30½	30¾	+ ¼
D Magnes	315	$10¾	10¾	10¾	— ¼
Dosco	430	22¼	21⅝	21⅝	— ⅝
Inland	700	8¾	6¼	6¼	— ¼
Nor Star	200	12½	12½	12½	
Pembina n	640	$10¼	9¾	9¾	— ¼
Simpsons	1079	336	35	35	+1½
Stedman	70	340	30¾	30¾	+1¾
Walkers	2277	34½	34½	34½	+ ½
Weston B	330	49¾	49	49	— ½

Total sales: 5,142,000.

MOST ACTIVE TORONTO STOCKS
By The Canadian Press

Stock	Sales	High	Low	Close	Ch'ge
INDUSTRIALS					
Dom Tar	19955	17¼	16¾	17	+ ¼
Mass-F	11985	$14¾	14⅝	14¾	— ⅛
Bell Phone	9532	42⅞	42¾	42⅞	— ⅛
Trans Mtn	5485	12¼	11⅞	12¼	+ ¼
Roe AV. Can	4403	$10½	10⅜	10½	
OILS					
Petrol	202350	269	242	250	—9
South U	114700	43	39½	41	+1
Daering	64500	38	35	35	
Long Isld	14500	17	15	17	+1½
Am Leduc	14400	19	17½	18	
MINES					
Can-Erin	737947	115	97	103	+6
N Kelore	151250	19	17	19	+1
C Hallwell	145300	98	86	91	—5
Elder	140525	124	110	116	+3
Coldstrm	116900	63	56	63	+7
MUTUAL FUNDS					

By The Canadian Press

	Bid	Asked
American Growth Fund	14.21	15.49
Beaubran	29.97	32.54
Canadian Investment	9.44	10.35
Canafund	20.23	41.19
Champion Mutual	5.70	6.26
Commonwealth Inter	8.27	9.09
Corporate Investors	9.50	10.33
Dom Equity Inv	13.50	15.84
68 Exec Fund	5.77	6.02
Fond Collectif	5.61	6.17
Grouped Income	4.06	4.44
Grouped Income Accum	5.57	6.08
Growth Oil and Gas	7.72	8.16
Investors Growth Fund	.36	6.87
Investors Mutual	11.62	12.56
Keystone	13.1	14.24
Leverage Fund	6.61	7.26
Mutual Accumulating Fund	7.75	8.47
Mutual Income Fund	5.46	5.97
North Am Fund of Canada	9.18	9.98
Radisson	4.97	5.46
Regent Fund	5.71	6.27
Sav and Inv .9	5.5	67 8
Supervised Amer Fund	7.19	7.72
Supervised Exec 55	38.53	
Supervised Exec 56	31.60	
Supervised Exec 57	5.41	
Supervised Growth Fund	1.95	2.10
Supervised Income Fund	4.14	4.64
x—TV Electronic	14.96	16.31
Timed Investment Fund	a6.00	b6.60
United Accumulative Fund	15.05	16.36

a—Less and b—Plus stock exchange commission
x—U.S. Fund

How To Hold
FALSE TEETH
More Firmly in Place

Do your false teeth annoy and embarrass by slipping, dropping or wobbling when you eat, laugh or talk? Just sprinkle a little FASTEETH on your plates. This alkaline (non-acid) powder holds false teeth more firmly and more comfortably. No gummy, gooey, pasty taste or feeling. Does not sour. Checks "plate odor" (denture breath). Get FASTEETH today at any drug counter.

CUDMORE'S WEEKEND SPECIALS

EXTRA SPECIAL

25 lb. bag
$1.65

Sweet Potatoes 2 lbs. 25c
Sunkist Oranges 2 doz. 65c
Florida Grapefruit 6 for 49c
Washd Carrots 4 lbs. 29c

DELICIOUSLY DIFFERENT FLAVOUR!
HEINZ Tomato Ketchup
11 oz. 23c
20 oz. 39c

Minute Rice lge. 16 oz. pkg. 43c
Island Honey 2 lb. tin 53c
Woodbury Toilet Soap 4 bars 39c
Brown Sugar 5 lbs. 49c
Fresh Smelts lb. 25c
Lobster 5 oz. tin 85c
French's Prepared Mustard lge. 16 oz. jar 25c
Shirriff's Lemon Pie Filler 2 pkgs. 37c

Ogilvie Rolled Oats 5 lb. bag 55c

Heinz Tomato Juice large 48 oz. Tin 35c

Devon Sliced Bacon lb. 57c
Lux Soap Flakes Large 39c Giant 75c

1 ELM AVE | FREE DELIVERY C.O.D. ORDERS ACCEPTED | DIAL 3813

WHITE SWAN soft, bright and in colours too!

SIMPSONS-SEARS-SPECTACULAR-PRE-EASTER

Furniture Sale

2-PC. CHESTERFIELD SUITE — Including VIBRATOR CHAIR

- Reversible Foam Rubber Cushions
- Foam rubber underlay on arms and back
- 100% acetate frieze fabric —150, Grade 8
- Chair has built-in Vibrator
- A Simpsons-Sears Harmony House exclusive

Reg. 319.00
229.00

SAVE OVER $100.00!



Reg. 339.95
219.00

- Hardwood construction throughout
- Modern contemporary styling
- Reversible Spring-Filled Cushions
- Save over $100.00 during this sale

MORE CHESTERFIELD SUITE VALUES TO CHOOSE FROM

- 2 pc. Chesterfield Suite ..... Reg. $179.50 Sale $164.00
- 2 Pc. Chesterfield Suite ..... Reg. $244.95 Sale $199.00
- 2 Pc. Chesterfield Suite ..... Reg. $359.95 Sale $279.88

DON'T MISS THESE SOFA-BED SUITE VALUES

- 2 Pc. Sofa Bed Suite ..... Reg. $189.95 Sale $169.00
- 2 Pc. Sofa Bed Suite ..... Reg. $179.95 Sale $159.00
- Kroehler 4 Pc. Sofa Bed Suite ..... Reg. $219.95 Sale $194.00
- Kroehler Swivel TV Chair ..... Reg. $ 49.95 Sale $ 34.00
- Extra-long Hassock ..... Sale $ 18.00

5-PC. BRONZETONE Dinette Suite

Reg. 149.95
99.95



- Extra large 36" x 48" Table
- Spring-filled Leaf Lock
- Table extends to 60"
- Plastic Laminated top
- Brown wood grain design
- Popular Bronzetone finish

Chrome Suite for Kitchen or Dinette ... Reg. $149.95 Sale $109.00
A 5 Pc. Chrome suite designed to smarten up your kitchen or dinette. Smart appearance of this suite must be seen to be appreciated. Visit your Simpsons-Sears Store today.

3-PC. BEDROOM SUITE — Save over $70.00



"Not Exactly As Illustrated"

Reg. 299.95
228.88

- Sturdy construction throughout
- Drawers dovetailed in front and back
- Bevelled, tiling plate glass mirror
- Bookcase Bed

	Reg.	Sale
312-Coil 'Smooth-Top' mattress	$ 49.95	$ 39.00
Matching Box Spring for above	$ 49.95	$ 39.00
Spring-filled mattress	$ 79.95	$ 66.00
Box Spring to match above	$ 79.95	$ 66.00
3 Pc. Bedroom Suite	$199.95	$169.88
Mattress	$ 44.95	$ 33.00
Kroehler 3-pc. Bedroom Suite	$289