DAILY MARKET QUOTATIONS

SUMMARY

By THE CANADIAN PRESS

New York: Market lower, trading heavy.

Toronto: Market lower, trading moderate.

Montreal: Market lower, trading moderate.

CURRENCIES

MONTREAL (CP)—U.S. dollar in terms of Canadian funds up 1-32 at $1.07 23-32. Pound sterling down 1-16 at $3.00 11-16.

NEW YORK

NEW YORK (AP)—The stock market took another thumping loss Monday.

Volume was 9,270,000 shares compared with 8,990,000 Friday.

In the morning there was a promising little rally, but there was no follow-through and final prices were around the lows of the session.

The Dow Jones industrial average, which had been up 1.22 at the end of the first half-hour, closed with a decline of 8.58 at 867.53.

Television stocks were battered by selling on news that Admiral had lowered suggested retail prices for many black and white TV sets.

Radio Corp. became the most active stock, losing 2½ at 48¼ on 158,700 shares.

AP AVERAGE FALLS

The Associated Press average of 60 stocks fell 4.7 to 316.4.

Standard and Poor's 500-stock index lost 1.06 at 84.41.

Twelve of the 15 most active stocks declined, American Telephone was unchanged and Permian Corp. rose ¾ to 18 on 65,800 shares.

Bucking the trend among Canadian stocks was Dome Mines, up ⅝. Alcan lost ⅝, International Nickel ¾, Hudson Bay Mining and McIntyre Porcupine ½.

Prices fell sharply on the American Stock Exchange. Preston Mines fell ¾ and Scurry Rainbow Oil lost ⅞.

What stocks did

	Mon	Fri
Advances	194	237
Declines	1,071	981
Unchanged	178	211
Total	1,443	1,429

NEW YORK CLOSING STOCKS
By The Associated Press

Bath Steel	32	Monty W	34
Borg Warner	43¾	NY Cent	64¾
C and O	73	Radio Corp	48¼
Cons Edison	36½	South Pacific	34
Gen Elec	104¼	Std Oil NJ	72¼
Goodyear	46	Utd Aircraft	81½
Gt Nor Ry	55½	Vanadium	24¾
Int T T	70¼	Westngse	36¼
Kennecott	113¾		

MONTREAL

MONTREAL (CP) — Stocks continued their downward slide Monday on the Montreal and Canadian stock exchanges.

Declines outnumbered advances 134 to 44 and the exchanges' composite index declined 0.08 at 151.77.

Trading volume was light. Turnover in industrial volume was 135,200 shares and mines and oils 976,200 compared with 148,000 and 1,194,000 on Friday.

Banks fell 0.67 to a 1966 low at 118.63. Montreal slipped 1¼ points to 58⅝ and Nova Scotia ½ to 68½. Royal and Provinciale dipped ½ to 73¼ and 45 respectively.

Papers dropped 0.39 to a 1966 low at 115.58. Price Bros. and Abitibi declined ⅛ to 14 and 11¼ respectively.

The industrial index was down 0.05 at a 1966 low of 159.61. Du Pont slipped ½ to 39½. Canada Cement and Chemcell slid ¼ to 42¼ and 12¾ respectively.

Utilities climbed 0.13 at 138.39. Maritime Telephone advanced ¾ to 21¾ and Bell Telephone ⅝ to 51⅜. Trans-Canada Pipe Line rose ⅜ to 32⅜ and CPR ¼ to 58.

Senior oils were down. Imperial fell ¾ to 53⅛ and Home ¼ to 16¼. Shell slipped ¼ to 21¼.

In the machinery section, Fleetwood dropped one point to 29½ and Canadian Aviation Electronics ⅝ to 9⅛.

Simpsons declined ¾ to 28 and Hudson Bay Co. ⅛ to 15⅞.

Noranda and Hudson Bay Mining slipped ¼ to 50 and 79 respectively. Alcan fell ⅝ to 38⅛ and Canada Iron ½ to 21⅛.

Molson dipped ½ to 31½. Labatts and Walker-Gooderham declined ¼ to 16½ and 31⅞ respectively.

Among mines and oils Alscope fell 27 cents to $1.41 and Kodiak 10 cents to $2.40.

MONTREAL CLOSING STOCKS
By The Canadian Press

Monreal Sock Exchange—May 16
Complee abulaion of Monday ransacjons. Quoaions in cens unless marked $. z—Odd lo. xd—Ex-dividend, xr—Ex-rights. xw—Ex-warrams. Ne change is from previous board lo closing sale.

Sock	Sales	High	Low	Close	Ne Ch'ge
Abitibi	2965	$11¾	11¼	11¼	— ⅛
Alcan	10995	$39¼	37¾	38⅛	— ⅝
Alcan pr	525	$44	43⅞	43	—1
Algoma	325	$30	30	30	— ½
Alliance	4500	180	160	165	
Alcan 2 pr	25	$43	43	43	+ ⅛
Ang 2.90 pr	25	$50	50	50	— ½
Asbestos	125	$21¼	21¼	21¼	+ ¼
Bank Mon	705	$59	58⅝	58⅝	—1¼
Bank NS	58	$68½	68½	68½	— ½
Banq CN	512	$63¼	63	63	— ¼
Banq Depar	825	$14½	14¼	14¼	
Banq PC	180	$45	45	45	— ½
Bah P	100	$24	24	24	— ⅛
Bah P ws	100	$10⅛	10⅛	10⅛	— ⅝
Bah A p	25	$34	34	34	
Bell Phone	4652	$51⅜	51	51⅜	+ ⅛
Bowmer pr	140	$50	50	50	
Brazil	200	$9¾	9¾	9¾	— ⅛
BC Fores	210	$18¾	18¾	18¾	
BC Phone	275	$61	61	61	—2
Brinco	6445	$5½	5	5½	+ ½
CAE	600	$9½	9	9	— ⅝
Can Iron	625	$21⅛	21	21	— ½
CSL	25	$34	34	34	—1
CSL pr	4100	$6⅝	6⅝	6⅝	
Cdn Brew	6275	$7⅛	6⅞	6⅞	— ⅛
C Br Al A	600	$23⅛	23	23	— ¼
CBAL A w	200	200	200	200	
C Chem ws	100	595	595	595	
CIL	1860	$17⅝	17¼	17⅝	— ¼
C Marconi	1300	$6¾	6½	6½	— ¼
C I Pow pr	100	$18¼	18¼	18¼	
CPR	2243	$58	47¾	57¾	
CPR pr	200	$8¾	8¾	8¾	— ⅛
Cdn P Fina	1200	$12¼	11⅞	11⅞	— ⅝
C Refracs	100	$17	17	17	
Cen Del xd	300	$10½	10¼	10¼	— ⅞
Chemcell	1375	$13	12⅝	12¾	— ¼
Chem 1.75 pr	75	$31	31	31	— ½
Col Cell	100	$7	7	7	+ ⅛
Con MS	8200	$40⅝	40¼	40¼	— ⅛
Cor Paper	275	$38⅛	38	38	
Coronation	25	175	175	175	
Couvrec A	600	$5½	5½	5½	
Cr Zell A	75	$25¼	25¼	25¼	— ¼
Denison	1475	$46	45¾	46	
Dis Seag	2850	$33⅜	33¼	33¼	
Dis Seag	2850	$33⅜	33¼	33¼	
D Bridge	195	$22	22	22	— ½
Dofasco	300	$24	23½	23⅞	— ⅛
D Glass	405	$14⅜	14⅛	14⅜	
Dosco	375	$11⅛	11	11	— ⅛
D Sores xd	100	$23	23	23	+ ⅛
Dom Tex	750	$35	35	35	
Domar	2010	$18¼	17⅞	17⅞	— ⅛
Du Pont	530	$40	39½	40	
E Kootenay	2600	$29½	29½	29½	
Fam Play	225	$25¼	25¼	25¼	
Fleetwood	325	$30	29½	29½	—1
Fraser	5075	$30½	28	28	
GL Paper	160	$26⅞	26⅝	26⅞	
Handy Andy	100	$6⅝	6⅝	6⅝	+ ⅛
Hawk Sid	550	450	450	450	
Hollinger	200	$21½	21½	21½	
Home A	805	$16½	16¼	16¼	— ¼
Home B	200	$16¾	16¾	16¾	+ ½
Horne PF	1000	285	285	285	
Hud Bay	2000	$79¼	79	79	— ¼
H B C	300	$15⅞	15⅞	15⅞	— ⅛
Husky Oil	1200	$12¼	12⅛	12¼	+ ⅛
Imp Oil	450	$53½	53⅛	53⅛	— ⅝
Imp Tob	450	$14¼	14	14⅛	— ⅛
Ind Accep	225	$21¼	21⅛	21⅛	
Inglis	100	$8	8	8	— ¼
In Nickel	1030	$97¾	97⅛	97¾	+ ⅝
In Pap	425	$30	30	30	— ⅛
In Util	950	$30⅝	30¼	30⅜	+ ⅛
In U 1.32 p	125	$32	32	32	— ¼
Inter Pl	105	$78½	78½	78½	— ½
Inv Grp A	250	$14	14	14	— ⅛
Labs	200	$16½	16¼	16¼	— ⅛
Lau F6¼pr	500	$19	19	19	—1½
LoblW A	265	$9⅞	9⅞	9⅞	+ ¼
Loblaw B	500	$10¼	10¼	10¼	
Loeb M	1840	$13½	13½	13½	— ½
Maclaren B	400	$26	26	26	
MB PR	165	$26¾	26¼	26¼	
Marlime Tel	775	$22	21¾	21¾	+ ⅝
Mass F	8735	$35½	34¾	35	+ ⅛
Mich R A	400	$12	12	12	— ½
Molson A	341	$31½	31½	31½	— ½
Molson B	316	$32	32	32	— ⅛
Mon Loco	100	$15¾	15¾	15¾	
Moore Corp	315	$82	81½	82	
Morse R A	100	$18	18	81	— ¼
Mussens	200	$8	8	8	— ½
NfldLigh	125	$10½	10½	10½	
Noranda	1992	$50⅝	50	50¼	
NS LP	368	$13¾	13¾	13¾	— ¼
Ogilvie	450	$13¾	13¾	13¾	— ¼
Oshawa A	600	$25	25	25	— ⅛
Pac Pee	1365	$12⅛	11¾	11¾	— ½
Phillips C	150	$32	32	32	— ⅛
Pow Corp	1125	$11¾	11½	11½	— ¼
Price	1703	$14⅛	14	14	— ⅛
Que Phone	300	$23¼	23	23	—1
Reiman	200	$11	11	11	— ½
Reiman A	100	$9	9	9	
Rio Algom	1630	$21⅞	21⅝	21⅝	— ⅝
Rclland A	200	$11¼	11¼	11¼	— ¼
Rohmans	225	$26⅝	26¼	26¼	— ⅝
Royal Bank	174	$73¼	73⅛	73¼	— ½
Sl Corp A p	75	$93	93	93	
Salada F	1100	$9¾	9¾	9¾	
Shell Can	120	$21¼	21¼	21¼	— ¼
Shell In p	150	$25½	25½	25½	— ¼
Shop Save	100	$13¼	13¼	13¼	— ¼
Simpsons	510	$28¾	28	28	— ¾
Soc G D Fin	400	$7⅛	7⅛	7⅛	— ⅛
Sogemine	100	$11¾	11¾	11¾	— ⅝
Seel Can	1170	$23⅝	23¼	23⅛	+ ⅛
Seinbg A	130	$23½	23½	23½	
Texaco Can	275	$59½	59½	59½	
T Fin A	525	$10⅞	10¾	10¾	— ⅛
Tr C Corp	1100	$7½	7½	7½	— ¼
Tr Can Pl	1005	$32⅝	32⅛	32⅝	+ ⅝
Un Carbide	1850	$23⅞	23⅝	23⅞	— ⅛
Walk GW	200	$32	31⅞	31⅞	— ¼
Wcoas Tr	1325	$27	26¾	26¾	— ¼
Weson A	700	$19¼	19	19	— ¼
Weson B	300	$22	21½	21½	
Zellers	125	$25	24¾	24¾	— ¼
CANADIAN					
Agassis	20000	45	40	41	—3
Ajax	2500	16	15½	16	+ ½
Alscope	10343	170	141	141	—27
American	500	4½	4½	4½	
Anhonin	30000	16	16	16	
Band Ore	1500	17½	17	17	— ½
Bacman	1500	6½	6	6	
Black Hawk	500	110	110	110	—6
Black River	9000	20	19	20	
Blue Bon	100	325	325	325	—5
Bruce Pre	8500	11	10½	10½	— ½
Bruneau	1500	21	21	21	
Burn Hill	3500	35	30	30	—4
C Magsie	1000	65	65	65	
Carbec	7000	21	20	20	—1
C Secur A	400	270	270	270	+5
Cessland	721	560	555	555	—10
Chemalloy	5175	105	101	101	—10
Chipman	10000	22	20	21	—1
Coasal M	7500	21	20	21	+1
C Canora	3000	25	22	23	
C New Pac	12000	77	70	73	—2
C Persh	27500	10	9½	9½	—2½
C Que Sml	2000	64	61	64	+4
CQ Yell	500	5	5	5	
Copsrm	1500	8	8	8	—1
Crbridge	2000	32	31	32	+1
Dauphin	9000	16	15	15	
Dela Min	1500	16	13	15	+1
Devils El	5500	30½	28	29½	—1
Dolsan	5200	41	38	38	—3
D Explor	2500	16	16	16	—1
D Lease	1500	31	28	28	—3
Dumon	6500	30	30	30	—1
D Oilcloh	630	$22	21	21	—1¾
Eas Sull	2000	795	795	795	—30
E Ven	2000	25½	25	25	
Equiy Ex	24500	69	65	67	—3
E Koo 7 pr	40	$265	265	265	
Fab	8500	16	16	16	
Frigisors	1000	53	50	53	+1
Fano	3000	6	6	6	—1
Firs Mari	400	395	395	395	—15
F Reliance	6500	46½	45	46	—2
Fox Lake	2500	20	19	19	—1
Fuuriy	13400	95	90	90	—10
Garney	2500	80	78	80	+1
Ghislau	1000	18	18	18	+ ½
Gr W Ms	1600	161	160	160	—9
Guardian	1500	18	18	18	
Hasings	300	215	215	215	—10
In Ceram	4000	9	9	9	
G Auoron	100	15	15	15	
Inspran	500	195	195	195	
Kodiak P	1000	245	230	240	—10
In Norvalie	2833	27	27	27	
In Dredg	2500	12½	12	12	— ½
James Bay	15500	33	31	31	—1
Jubilee	6435	195	190	195	
Koniki	7000	10	9½	9½	— ½
TLai Lec A	300	$10	10	10	+ ¼
Laduboro	2200	65	63	65	+1
Lingside	27000	4½	4	4	—1
Louanna	6000	18	17	18	— ½
Maach	1000	40	40	40	—5
McKiney	4000	15½	15	15½	+ ½
Merrill	500	115	115	115	—10
Midepsa	6250	390	380	390	—8
Miro	10500	32	30	32	—1
Misange	1500	19	18	18	— ½
Molybd	1200	150	145	145	—14
Monpre	2000	7½	7½	7½	
M Cosigan	4500	21	20	21	+3
M Pleas	800	34	34	34	
Naive M	8500	17½	16	16	—1½
N Forma	500	5	5	5	
N Imperial	6300	148	145	148	
Nw Amule	36500	11	9	10	
N Au Vend	200	165	165	165	+5
NA Rare	3900	36½	36	36½	+ ⅛
Norh Ex	1400	100	98	100	
NW Canisk	8000	15	14	14	—1
Pa Silver	18200	33	32	33	— ½
Peace River	1335	830	820	830	
Pennbed	15000	19	18½	18	—1
Peso Silv	1000	110	110	110	
Phoenix	5567	410	390	390	—5
Pi Gold	17500	5	4	4	—1
P Poash	2100	14½	14½	14½	+ ½
Queensn	6000	11	11	11	
Rancheria	9600	41	37	41	
Red Crs	2000	4½	4½	4½	— ⅛
RA Pee B	13850	220	202	209	+5
Rusy Lk	1200	18	18	18	
Sangamo	3215	15	15	15	+ ½
Selec Fin	500	265	250	250	—10
Sparan	1600	48	48	48	—2
Sparan ws	300	2	2	2	
Superpack	300	85¾	5	5¾	+ ⅝
Sl Col	1400	220	220	220	—8
S Lucie Ex	1135	16	15½	16	
Sapawe	4000	26	26	26	+1½
Slv Reg	46000	29	28	29	+1
Std Gld	2000	40	36	36	
Sturgeon	7500	54	52	53	
Sullivan	4400	525	515	515	—80
Surluga	1000	66	66	66	—2
Transterra	300	31	31	31	
Upton Cop	4000	32	31	31	—4
Vanderhout	100	250	250	250	—5
Westairs	1000	25½	25½	25½	— ⅛
West Tin	8800	70	65	65	—5
West Hill	34600	53	47	50	—3
Wiscon	258500	63	55	63	+9

Sales to close: Industrials 135,200, mines and oils 976,200.

TORONTO

TORONTO (CP) — Prices slid on the Toronto Stock Exchange Monday for the third consecutive session, bringing 81 stocks to 1966 lows despite a mild recovery in morning activity.

Investors took their cue from the New York exchange where many key issues fell.

The industrial index dropped .70 to 160.59, although it had edged up .25 in morning trading. Volume was moderate as 3,221,000 shares changed hands compared with 2,602,000 Friday.

General Motors was off 3¼ to 90 and Chrysler 1¾ to 44¾.

Canadian Tire dropped 2¾ to 59, B.C. Telephone 2 to 61, CAE Industries 1 to 8¾ and Alcan Aluminium ¾ to 38.

Trading in Spooner Mines and Oils Ltd. was stopped by the TSE about 1.30 p.m. pending release of information by the company. The stock was down 10 cents to 1.52 on 160,110 shares at that time.

MAKES NO COMMENT

No comment was available from the company. The exchange added that trading in the stock will be resumed about 10 a.m. Tuesday.

In other speculative activity, Cam Mines tumbled 21½ to 44½ cents on 372,578 shares and Mill City 17 cents to 2.00.

Western oils were sharply lower with Scurry Rainbow off 1⅛ to 28⅛, Union ¾ to 27¼, and Pacific Petroleum and Central Del Rio ⅜ each to 11¾ and 10⅜.

Pine Point declined ⅞ to 62⅝ in base metals. Campbell Chibougamau slid 75 cents to 7.75 and Falconbridge ½ to 93½.

TORONTO CLOSING STOCKS
Toronto Stock Exchange—May 16
Complete tabulation of Monday transactions. Quotations in cents unless marked $. z—Odd lot, xd—Ex-dividend, xc—Ex rights, xw—Ex-warrants. Net change is from previous board-lot closing sale.

Stock	Sales	High	Low	Close	Net Ch'ge
Mines					
Acad Uran	1700	5	4½	4½	— ½
Accra	11500	17½	17	17½	
Acme	22100	39	37	38	— 1
Advocate	350	415	415	415	
Aetna Inv	3100	128	120	128	
Agnico	3400	144	140	140	— 1
Akaitcho	2600	58	56	58	+ 1
Alminex	17262	$39¼	37¾	38	— ⅛
C Brew	6335	$7⅛	6⅞	7	
D Magnus	100	8	8	8	
Inland	200	$9¼	9¼	9¼	— ¼
Inv Grp A	2650	$14⅛	14	14	— ⅛
Pembina	230	$9⅛	9⅛	9⅛	+ ⅛
Simpsons	1887	$28½	27¾	28¼	— ¼
Wainwr	3900	180	170	170	—10
Walkers	3720	$32	31⅞	32	
Weston B	1160	$21⅛	21⅛	21⅛	— ⅛

Total sales: 3,221,000.

MOST ACTIVE TORONTO STOCKS
By The Canadian Press

Stock	Sales	High	Low	Close	Ch'ge
INDUSTRIALS					
Alcan AL	17362	$39¼	37¾	38	— ¾
Rank	13760	500	495	500	— ⅛
Mass F	10164	$35¼	34¾	35	+ ⅛
Bell Ph	7111	$51½	51	51½	+ ½
Pac Pete	6920	$12¼	11¾	11¾	— ⅝
OILS					
Spooner	160110	163	151	152	—10
A Leduc	36000	29	27	28	
Int Hel	20500	274	260	260	—10
Dynamic	15350	360	350	350	—10
Mill City	13500	220	200	200	—17
MINES					
Cam M	372578	67	40	44½	—21½
Jaye Exp	213500	41	37	38½	+ 1½
Louvicl	71000	46½	45	46	+1
N Mylam	52200	28½	26½	27	+ ½
N Senat	49500	44½	42	42	—2½

MUTUAL FUNDS
By The Canadian Press

Friday, May 13 close	Bid	Ask
Adanac	2.80	3.06
Ardreae Equity	3.22	3.52
All Cdn Com	7.19	7.88
All Cdn Div	9.27	10.16
American Growth	5.50	6.01
Assoc Investors	5.70	5.76
Beaubran	38.71	42.03
Canada Growth	5.87	6.45
Canada Security	4.90	5.38
Cdn Gas Energy	9.52	10.54
Cdn Investment Fund	3.93	4.32
Cdn Homestead	4.76	5.20
Canafund	50.84	53.38
Champion Mutual	7.07	7.68
Collective Mutual	6.10	6.63
Commonwealth Intl	10.22	11.20
Commonwealth Intl Lev	9.73	10.66
Corporate Investors	5.59	6.11
Diversified Income A	29.40	—
Diversified Income B	5.88	6.46
xDividend Shares	3.61	3.98
Dominion Compound	4.28	4.89
Dominion Dividend	3.25	3.53
xDreyfus	24.79	27.08
Dominion Equiy	5.77	5.93
Enarea Invesmen	14.50	14.65
European Growth	6.58	7.19
Federated Financial	4.46	4.87
Federated Growth	6.59	7.20
Fonds Collecive A	7.01	7.62
Fonds Collecif B	5.32	5.49
Fonds Collecif C	8.07	8.77
Fraser	10.95	11.00
Gis Inc	4.06	4.46
Gis Compound	8.46	9.25
Growth Oil and Gas	12.16	—
Guardian Growth	4.48	4.87
Invesors Growth	9.00	9.78
Invesors Inl Mutual	5.78	6.29
Invesors Muual	4.89	5.31
xKeysone Cus S-2	23.14	25.25
xKeysone Cus S-4	6.37	6.95
xKeysone Cus K-2	6.59	7.19
Molson M Fund	3.92	3.99
Muual Bond	6.38	6.76
Muual Accumulaing	5.07	5.54
Muual Income	6.18	6.76
Naural Resources	5.41	5.91
One William Sree	15.88	—
Le Fonds P.E.P.	4.14	4.90
Fonds Desjardins A	4.79	—
Fonds Desjardins B	4.88	—
Pre e Revenue Muuel	7.01	7.67
Providen Muual	6.02	6.54
xPunam Growth	11.71	12.80
Raddison	4.69	5.15
Régen Fund	7.90	8.63
Research Invesmen	15.50	16.94
Savings Invesmen	7.01	7.67
Exec Fund of Cda	6.74	7.39
xTV Elecronics	9.79	10.67
Timed Invesmen Fund	6.58	7.08
Unied Accumulaive	9.09	9.93
Univ Svgs Equiy	5.23	5.72
Wesern Growth	5.29	5.78

x—U.S. funds.

DIVIDENDS

By THE CANADIAN PRESS

Greyhound Lines of Canada Ltd., common 20 cents, July 1, record June 1.

Famous Players, 27½ cents, June 10, record May 25.

Loblow Groceterias Co. Ltd., 1st preferred B 40 cents, July 15, record June 15.

Great West Life Assurance Co., 22 cents, July 1, record June 15.

Imperial Tobacco Co., ord. 17½ cents, June 30, record May 31.

Silknit Ltd., common 10 cents; 5-per-cent preferred 50 cents, June 15, record May 31.

Union Gas Co. of Can. Ltd., 6-per-cent series B 75 cents; 5½-per-cent preferred 69 cents, June 30, record June 10, common 6¾ cents (pending stock split), Aug. 1, record July 8.

Canadian Breweries, common 10 cents; series A preferred 55 cents; series B preferred 66¼ cents, July 1, record May 31.

BOTTLE RING BUST

BUENOS AIRES (AP) — Police found a still in suburban Mataderos which offered homemade cognac and whisky for $6.35 a bottle. The real stuff, now under an import ban in Argentina, costs $23.30.

FOR ALL YOUR INSURANCE NEEDS

894-6567

HYNDMAN & CO.

Limited

Established 1872

Fire, Life, Marine, Auto and Guarantee Bonds of all kinds.

Offices: 57 Lower Queen St.

CHARLOTTETOWN

Also at Summerside — Montague — Alberton

"The Ckl Reliable"

PURITY DAIRY

"Parents Prefer Purity Products"

317 Kent St. Dial 4.7125

Want the best new car in town... and a pocket full of savings?

Never before have Meteor-Mercury dealers had such a great sales year. This increased volume means the biggest new car savings ever for you!

Meteor Montcalm 2-door hardtop

METEOR...

the biggest package at the lowest price in town...any town!



Comet Cyclone GT 2-door hardtop

COMET...

New! Bigger!...with a price so small you'll smile all the way home!

MERCURY...



Mercury Park Lane 4-door hardtop

There's never been a better opportunity to move ahead with Mercury and save!

COME ON IN, WE'VE GOT THE HOTTEST CAR VALUES IN TOWN!
DRIVE HOME WITH YOUR POCKET FULL OF SAVINGS!

WHETHER BUYING OR LEASING SEE YOUR MERCURY DEALER.

Stewart Motors Limited

224 Great George Street, Charlottetown, P. E. I.

PHONE 894-5579

MERCURY



TONIGHT — CFCY-TV

6.25 - 6.30 P.M

DR. LORNE BONNELL

Inserted by P.E.I. Liberal Assoc.