DAILY MARKET QUOTATIONS

CURRENCIES

NEW YORK (CP)—Canadian dollar unchanged 92½ in terms of U.S. funds. Week ago 92 29-64. Pound sterling up 1-64 at $2.79 15-64.

NEW YORK

NEW YORK (AP) — Steel stocks leaped ahead Wednesday igniting a general rally that prodded the stock market to another historic peak. The rally spread from steels to motors, rubber, farm implements, utilities, metals, rails, oils, tobaccos and drugs.

U.S. Steel, Bethlehem, Republic and Jones and Laughlin advanced more than a point.

The Dow Jones industrial average spurted 6.56 to a new high of 838.06. The rail average also reached a peak.

The Associated Press 60-stock average gained 2.7 to 314.9, with industrials up 3.4, rails up 2.2 and utilities up 1.1—all to new highs. Based on the advance of this average, an estimated $3,900,000,000 was added to the quoted value of stocks listed on the New York Stock Exchange.

Standard and Poor's 500-stock index also attained a new high, rising .58 to 82.27.

80 HIT HIGHS

Of 1,346 issues traded, 725 rose and 341 fell. There were 80 new 1964 highs and 11 new lows. Volume expanded to 5,350,000 shares from 4,410,000 Tuesday. Of the 15 most active stocks, 13 advanced and 2 declined.

Pure Oil, for which a $700,000,000 purchase offer has been made, was most active, up 6¼ at 57⅛ on 141,800 shares. American Telephone, which reported record earnings for the three months ended May 31, was second, up at 73⅞.

Among Canadian issues traded, Aluminium Ltd. lost ⅜ and Canadian Pacific and Dome Mines ⅛. Hudson Bay Mining gained ⅜ and International Nickel 1.

Prices on the American exchange were higher. Among Canadians, Brazilian Traction gained ¼, Preston and Jupiter Corp. lost ⅛.

What stocks did:

	Wed	Tues
Advances	725	533
Declines	341	552
Unchanged	280	276
Total issues	1346	1361

MONTREAL

MONTREAL (CP) — Stocks edged narrowly upward in moderate trading on the Montreal and Canadian exchanges Tuesday.

The composite index was up 0.2 to 147.5, but declines outnumbered advances 82 to 67. Industrial volume was 169,000 shares, and mines and oils 793,900 shares.

On index, banks climbed 0.9 to 126.0. Royal picked up ⅞ to 74, Montreal ½ to 64¾ and Toronto-Dominion ⅜ to 64⅞.

Utilities added 0.2 to 138.0. Nova Scotia Light and Power gained ½ to 27, and Quebec Telephone ¼ to 24½.

Pulp and paper issues lost 0.3 to 137.7. Domtar dropped ¼ to 23⅞ and Abitibi ⅛ to 14¾. Great Lakes picked up ⅜ to 26¼.

Senior base metals made irregular gains. Cominco and Hollinger picked up ⅛ each to 35⅞ and 27⅞. Noranda declined to 45⅝.

Machinery issues were mixed. Massey-Ferguson added ⅛ to 29⅞.

Primary metals made small advances. Algoma tacked on ½ to 68½ and Dominion Bridge ¼ to 24.

MONTREAL CLOSING STOCKS
By The Canadian Press
Montreal Stock Exchange—June 30

Complete tabulation of Tuesday transactions. Quotations in cents unless markd $. z—Odd lot, xd—Ex-dividnd, xr—Ex-rights, xw — Ex-warrants. Net change is from previous board-lot closing sale.

Stock	Sales	High	Low	Close	Net Ch'ge
Abitibi	1780	$14¾	14⅝	14¾	—⅛
Abit pr	325	$24¾	24¾	24¾	—¼
Algoma	563	$69¾	68	68½	+½
Alumin	4450	$32½	32¼	32⅜	
Alum 4¼ pr	200	$44⅜	44⅛	44⅛	—⅜
Alcan 2pr	750	$48⅛	48⅛	48⅛	—⅜
Ang T 265p	65	$53	53	53	—¼
Argus	1250	$17¼	17¼	17¼	—¼
Arg C pr	300	$14¼	14¼	14¼	+¼
Asbestos	2825	$22⅞	22¾	22⅞	
Atl Sug A	100	$24	24	4	
Bank Mont	365	$65	64½	65¾	+½
Bath P A	175	$57½	57½	57½	
Bell Phone	575	$56⅛	56¾	56⅞	+⅛
Bow 5pr	30	$50⅛	50⅛	50⅛	—½
Bowater	700	$7¼	7¼	7¼	—⅛
Brazil	700	335	335	335	
BA Oil	1105	$32⅛	32⅜	32⅜	—¼
Can Iron	1405	$38	37½	37½	—½
Can Iron pr	50	$91¾	91¾	91¾	+¼
Can Malt	600	$22	21¾	22	+½
CSL	100	$31	31	31	+½
CSL pr	200	$63⅛	63⅛	63⅛	
CAE	375	$10	10	10	—⅛
Cdn Brew	2830	$10⅞	10⅞	10⅞	
C Brew B pr	125	$54	54	54	
C Imp Bk C	485	$65⅝	65¾	65⅝	+⅝
CIL	520	$21	21	21	+½
Cl Pow	200	$17½	17½	17½	—½
Cl Pow pr	125	$40½	48½	48½	—¼
C Marconi	500	400	400	400	
CPR	1130	$45¾	45¾	45	⅛
Cdn Pet pr	715	$13¼	13	13	—¼
C Refractor	100	$13½	13½	13½	+¼
C Vickers	00	$19	19	9	—¼
Cap Wire	100	$11½	11½	11½	
Cent Del	2300	830	825	830	*20
Chemcell	86	$14⅝	14¼	14⅝	+⅛
Chemc 175 pr	300	$37½	37	37½	
Coghlin	800	$9½	9¾	9½	+¼
Con MS	511	$36	35¾	35⅞	+⅛
Con Papr	775	$42¼	42⅛	42⅛	+⅛
Con Text	100	$13	13	13	+1
C Glass	1700	$14¼	14¼	14¼	*¼
Cr Zell A	25	$31	3	31	
Crush Int	500	$11¾	11¾	¾	—¼
Dist Seag	200	$60¼	60¼	60¼	—⅛
D Bridge	10550	$24	23⅞	24	+¼
D Coal pr	100	$13½	13½	13½	
Dofasco	188	$22¾	22¾	22¾	—⅛
D Glass	2425	$17⅝	17	17⅝	—⅝
Dosco	700	$18¾	18¾	18¾	+⅛
D Stores	240	$20¼	20⅛	20¼	
Dom Tar	2980	$24⅛	23⅞	23⅞	—¼
Dom Tar pr	150	$22		2	
Dom Text	465	$26⅞	26¼	26¾	
Dohonue	250	$10¼	10¼	10¼	
Du Pont	160	$34½	34	34½	+1
East Ch Tr	100	$56¾	56⅝	56¾	+⅝
Falcon	800	$73½	73¼	73½	+½
Flam Play	150	$20¼	20⅛	20⅛	
GL Paper	1525	$26¼	25⅞	26¼	+⅝
Handy Andy	400	$8⅝	8⅛	8⅝	—1⅜
Hawk Sid	4283	$8⅝	6¼	8¼	
Hollinger	1580	$27⅞	27¾	27⅞	*⅛
Home A	650	$19⅞	19½	19⅞	+⅝
Home B	900	$20¼	19½	20⅛	+⅝
Hud Bay	525	$6	6		
Hud Bay Co	[illegible]				
Husky Oil	4675	$9⅞	9⅝	9⅞	+⅛
Imp Oil	705	$51	50¾	51	
Imp Oil	1565	$13¾	13¾	13¾	
Ind Accep	4505	$23⅛	23½	23½	—¼
Int Nickel	845	$85½	85	85	
Int Pap	198	$34½	34½	34½	+⅛
Int Util	750	$24⅝	24½	24½	—⅛
Inter PL	360	$87½	87¼	87½	+¼
Jamaica PS	100	$12	12	12	*¼
Loblaw A	385	$8¾	8¾	8¾	
Loblaw B	1145	$8¾	8¾	8¾	
Loeb M	100	$11½	11½	11½	—⅛
Maclaren A	125	$2¾	2¾	2¾	
MB PR	89	QF:⅞	¼⅞		
Mtime Elec	00	$21	21	12	
Maritime T	520	$20¾	20¾	20¾	—⅛
Mass-F	7295	$30	29¾	29⅞	+⅛
Mass 5½ pr	160	$150	149	150	+1
Mt Stores	100	900	900	900	+⅛
Miron 6 pr	42	$13	13	13	—⅛
Molson A	125	$33¾	33¾	33¾	
Molson B	325	$35	34½	35	+1⅛
Morse R A	100	$14¼	14¼	14¼	
Moore Corp	745	$56¼	54¾	56¼	+1⅛
Nfld Light	100	$11¼	11¼	11¼	—¼
Noranda	897	$45¾	45⅜	45⅜	—⅜
NS LP	1310	$27	26⅞	27	*⅛
Ogilvie	695	$14¼	14⅛	14⅛	—⅛
Pac Pete	800	$13¾	13⅜	13¾	
Page Hers	1210	$29⅜	29⅜	29⅜	+¼
QN Gas pr	70	$112½	112	112	+1
Qu Phone	1010	$24⅛	24¼	24⅛	+¼
Rietman A	100	$10¾	10¾	10¾	+¼
Rolland A	610	$11	10⅞		*¼
Rothmans	200	$3	13	13	
Roya Bank	1125	$74½	74	74¾	+⅞
StL Cem wts	100	700	700	700	+25
Salada-F	500	$12⅞	12¾	12¾	
Shell Can	200	$18	17⅞	18	+⅛
Sher W	30	$37¾	37¾	37¾	—¾
Sicard	100	$8½	8½	8½	
Simpsons	550	$23¼	23¼	23¼	—⅛
SS Steel	495	$14½	14¼	14¼	
Steel Can	3454	$25½	25¼	25⅜	
Steinbg A	50	$30	30	30	—⅛
Texaco Can	350	$59	59	59	
Steel Fract	140	80	75	75	
Tor-Dom	25	$64⅞	64⅞	64⅞	+⅝
T Fin A	655	$12¼	12	12	—¼
Tr C Corp	2425	$10⅜	10¼	10⅜	
Tr Can PL	2359	$40¼	40⅛	40¼	+⅛
Tr Mt PL	245	$19	18⅞	18⅞	—⅛
Turnbull	20000	$10	10	10	—⅛
Walk GW	1375	$35⅝	35⅜	35⅜	
WCoast Tr	1125	$18¼	17½	18	*⅜
Wston A	50	$19¾	19¾	19¾	
Weston B	600	$20⅝	20⅝	20⅝	—⅛
BC Forest	425	$30	29⅝	30	
BC Pow	300	48	48	48	
BC Phone	150	$64	64	64	
Build Prod	2490	$34	33½	34	+½
Buloio	200	$5⅞	5⅞	5⅞	—⅛
Can Cem	955	$47	46¾	46¾	—¼
MB PR	650	$30¼	30¼	30¼	—⅛
Mail C	125	$27	27	27	
CANADIAN					
Ajax	2000	10	10	10	
Arno	2500	5	5	5	
Bateman	4500	7½	7	7	—½
Beld C pr	100	$13	13	13	
Blk Hawk	1200	105	103	105	+5
Blk River	1500	18	17	18	1
Blue Bon	1300	340	340	340	
Burneau	3500	15	14½	14½	—2
Burnt Hill	70500	43	39	43	+3
B Presto	22500	33	31	31	—2
Calumet	1000	4½	4½	4½	
Camflo	2500	160	158	158	—3
C Magnesite	2700	160	150	160	+1
C Secur A	1600	105	100	00	
Casavant	60	400	460	46	
Cassiar	17	$12¼	12¼	12¼	
Cessland	740	125	115	125	+5
Chipman	6500	12	11½	12	+½
Cleveland	500	4	4	4	
C Canorm	25250	9	16	16	—2
C Mogador	1000	27	27	27	—3
C Nw Pac	20000	10	10	10	
Delta Elec	600	280	280	280	—5
D Lease	20014	14	14		
D Oilcloth	425	$33¼	33	33¼	—¼
East Vent	100	42	40	40	—2
Eequit Ex	23500	16	15½	15½	—½
Fab	1000	12	12	12	+½
Fano	21000	15	13½	14	—1½
Fiscal	300	9½	9	9½	
Fox Lake	12500	13	12	12	
Frigistors	200	40	40	40	—10
Futurity	3500	40	39	40	
Ghislau	86400	33	25	33	+5
Glen Lake	4100	144	137	144	+4
Gold Age	1000	13	13	13	—1
Gui Por ur	1000	23	23	23	
Hastings	00	280	280	28	
Hubb A	25	$27	27	27	—½
Inspiratn	400	125	125	125	
Int Atls Dv	1700	10	115	120	
Int Dreg	4000	15½	15	5½	—½
Jubilee	14200	245	235	245	+15
Kly Dsmnd	7500	40	36	40	+5
Kiena	1900	550	540	550	
Kodiak Pet	2115	145	125	145	
Kontiki	1000	5	5	5	
Lambt A	150	$16¾	16¾	16¾	
Lmntagn a	525	$2	12	12	
Lith Corp	1000	9½	9½	9½	—½
Malrtic Hy	2500	16	26	16	—4
Match Cdn	1000	15	15	15	—1½
McAdam	87350	75	75	75	
McIntyre	50	$57½	57½	57½	—1½
McKiney	11500	15	14	15	—½
Mid Chib	500	33½	33½	33½	—1½
Midepsa	640	237	235	237	—3
Mistango	9000	26	26	26	—3
Monpre	500	10	10	10	—½
Mt Pleasnt	11780	115	111	5	
Native M	55450	4	36	36	—1
N Imperal	5800	63	62	63	*3
Newrich	10575	47	45	45	
Na Rare	1800	32	31	31	—4
Nrth Expl	35300	145	135	135	—5
Pa Inv	1400	410	410	410	
Pat Silver	1000	9½	9½	9½	
Paudash	3000	9½	8½	8½	—1
Peace Rivr	900	330	330	330	—20
Pennbec	10000	7	6½	6½	
Pow cp 1 pr	100	$48½	48½	48½	
Que Ind M	3600	38	36	38	
Ruby Foo	100	265	265	265	—5
Stl Colum	1800	235	230	235	
S Dufault	8000	11½	10½	11½	+1
Spartan	4130	40	40	40	
Spartan wts	500	10	10	10	
Stairs	25300	10	107	110	+8
Superpack	255	480	480	480	+30
Tach	5000	10	10	10	
Talisman	9000	80	77	78	—2
Tian t	0017	6	7	7	
Trnastere	5900	81	80	81	
Tru Wl Cn	500	390	370	385	—5
Un Bolaski	2000	40	36	36	+½
U Towns el	200	$14¾	14¾	14¾	
Van Der Ht	100	120	120	120	+20
Westeel	100	$11½	½	—¼½	
Whit Star	43400	55	51	52	—3
York Spec	400	8½	8¼	8¼	*⅛

Total Sales: Industrials 169,000, Mines and Oils 793,900

TORONTO

TORONTO (CP)—Prices were mostly higher in light-trading on the stock market Tuesday.

Home A paced oils higher with a gain of ¾ to 20 with Home B ahead ⅝ to 20⅛. Great Plains climbed ½ to 11¼ while Husky improved ⅜ to a 1964 high of $10 on turnover of more than 30,000 shares.

Industrials were led by a surging banks group Montreal gained 1 to $65, Royal ⅞ to 74, Toronto-Dominion and Imperial Bank of Commerce ½ each to 65¼ and 65½ respectively and Nova Scotia ¼ to 71½.

Speculative mining issues had a dull day. Genex eased ½ cent to 41½.

Senior base metals were lower. Noranda dipped ⅜ to 45½.

On index industrials were ahead .24 to 156.63, golds .17 to 132.02, Western oils 1.04 to 99.37 and the exchange index .24 to 146.25. Base metals were down .10 to 63.98.

TORONTO CLOSING STOCKS
By The Canadian Press
Toronto Stock Exchange—June 30

Complete tabulation of Tuesday transactions. Quotations in cents unless markd $. z—Odd lot, xd—Ex-dividnd, xr—Ex-rights, xw — Ex-warrants. Net change is from previous board-lot closing sale.

Stock	Sales	High	Low	Close	Net Ch'ge
MINES					
Acad Uran	1000	5	5	5	
Accra	12750	47	44	47	+4
Advocate	650	645	640	640	
Agnico	1200	48	48	48	+5
Akaitcho	2500	33	32	32	
All Pitch	2700	20	20	20	
A Am Moly	1100	160	160	160	—5
Ang Rouyn	7700	45	42	43	—3
Ansil	14300	8	8	8	
Area	1000	190	189	189	*1
Arjon	1000	11½	11½	½	—½
A Arcadia	2100	24½	9	24	+5
A Arcad Bw	1000	10	10	10	—½
Atl C Cop	136150	109	100	109	+9
Atlin-Ruf	1000	9½	8	8½	+½
Aunor	500	378	360	375	+5
Bankfield	500	11½	11½	1½	
Barnat	950	71	71	71	+1
Bary Expl	500	24	24	4	
Base Mets	2300	16	15½	15½	
B-Duq	3300	26	24½	24½	
LTicher	2100	37	37	37	*1
ltvthlm	3800	620	600	615	+15
Bvcon	1000	10½	10½	[illegible]	
Bibis	56500	28	25½	26½	—⅛
Bidcop	4533	10½	10	10	
Big Nama	500	39	39	39	—1
Big N rts	10125	5	4½	4½	
Bralorne	2900	405	395	400	
Brunswk	2347	935	920	935	+5
Buff Ank	5500	215	205	215	+10
ltvinker H	116000	30½	26½	28½	—2½
Cadamet	1000	10½	10½	10½	+1
C Tung	94	9	94	[illegible]	
Cam Mines	5000	22	21¼	22	+½
WC Austral	1500	8½	7¼	8½	
C Dyno	1850	104	103	103	+1
C Faraday	140	245	245	245	
Con Keley	11250	33	32	33	
C Malart	3950	62	61	62	+1
Candore	6500	16	16	16	—½
Cassiar	13765	$12⅛	12	12	—⅛
Cent Pat	7200	130	129	130	—2
Cheskirk	9000	9½	8½	9	
Chester	8300	16	16	16	
Chib-Kay	2000	11	10½	10½	—½
Chimo	6000	82	79	79	
Chrom	300	125	125	125	+11
Coch Wil	500	340	330	340	
Coin Lake	2000	20	20	20	
Comb Met	2000	21	21	21	+1½
Coniagas	6500	73	71	73	—2
Con-Key	4750	10½	10	10	—½
ConShaw	4000	21	21	21	—1
C Bellek	5600	7	6	6	
Con Brewis	16000	41	39	40	
Con Gillies	1000	7½	7½	7½	+½
C Halli	15900	37	34½	35	—1
C Marben	5100	150	150	150	—5
C Mogul	48080	365	345	360	*5
C Morrison	650	6	6	6	
C Mosher	3800	137	134	135	—2
Con Nichol	7222	12	11½	11½	+1
C Northld	2000	23	23	3	—1
C Rambler	2300	138	135	137	+2
C Regcourt	7500	15	14½	15	
Conwest	400	565	550	550	
Cop Corp	500	29	29	29	+2
Cop-Man	5500	8	8	8	
Courvan	1000	25	25	25	
Cowich	6500	45	45	45	
Craigmt	570	$17½	17	17	—⅛
Croinor	4000	15½	14½	15	+½
Crowpat	2500	11½	10	11½	+2
Cusco	8500	3½	3	13	
D'Aragon	3100	16½	16½	16½	—½
D'Eldona	2234	8½	8½	8½	*½
Delhi Pac	3500	19	18	18	—3
Delnite	1027	78	78	78	
Denison	960	$14	14	14	
Dicknsn	995	500	495	495	—5
Discovery	2870	275	270	270	
Dome	550	$29	29	29	+¼
Donalda	8500	9	8½	8½	+½
East Mal	1200	205	205	205	—3
East Sull	1250	330	315	330	+5
El Sol	16000	6	6	6	
First Mar	7300	187	180	187	—1
Frobex	300	110	110	10	
Geco Mines	60	$33½	33½	33½	+¼
Genex	354200	42	36	41½	—½
Giant YK	z6	$10½	10½	10½	
Glen Uran	25560	21	18	19	—1
GF Mining	12700	38	37	37	—1
Goldray	3500	38	37	38	+1
Kenville	2000	9½	9½	9½	—½
Kerr Add	1298	745	735	735	
K Anacon	11788	98	97	97	—1
Kilembe	100	415	415	415	
Lab Min	6658	$35½	35⅜	[illegible]	
L Dufault	6560	$11	10¾	11	
Lakehead	1000	19	19	19	—½
Lake Ling	16000	8½	8	8	—½
L Osu	000	16½	16½	16½	
L Shore	200	200	195	195	—4
La Luz	510	690	690	690	—5
Langis	2700	32	31	31	
Latin AM	1100	17	17	17	
Leitch	151275	560	500	500	
Lencourt	3500	7	7	7	
Liberian	1100	$14⅞	14¾	14¾	*¼
LL Lac	14700	245	230	240	+15
Lorado	16000	170	157	70	+3
Louvict	74700	16	15	16	+2
Macassa	200	245	245	245	—5
Macdon	32200	30	27	27	—3½
MacLeod	2500	8	85	86	
Madsen	2050	220	218	218	
Magnet	7000	11	10	10	—1
Malartic	1500	73	73	73	
Man Bar	1000	19	19	19	—½
Manoka MS	3000	15½	15½	15½	
Maralgo	6000	13	13	13	
Marboy	7000	13	12½	12½	
Marchant	51250	254	225	235	—
Marcon	10500	12½	12½	12½	
Martin	4000	56	55	56	+1
Matatch	1500	9	8½	8½	—½
Mattgmi	3555	$14⅝	14½	14⅝	+⅛
Maybrun	5000	11	8½	11	*1½
McIntyre	305	$58	58	58	+¾
McKen	13700	17	16¼	16	
McMar	4500	7½	7	7	
McWat	12000	24	21	23	
Mentor	4380	43	42	42	—1
Merrill	3900	63	61	63	+1
Meta Uran	1000	10½	10½	10½	
Midrim	4000	36	35	36	+2
Min-Ore	14000	16½	15½	16	+
Moneta	700	121	121	121	—2
Mt Wright	7500	65	60	65	+2
Multi-M	68500	36½	30	36½	+7½
Nat Expl	29000	2	19	19	—2
New Ath	3000	27	26	26	—1
New Bid	6000	5	5	5	
N Goldvu	100	7	7	7	
N Harri	000	8	8	8	+½
New Hosco	4400	229	222	227	—1
New Jason	11500	6½	6	6	
N Kelore	11000	18	17½	17½	
Newlund	6547	17½	17	17½	+½
N Mylama	3500	5	14	16	
Newnor	0000	14	14		
Nw Rouyn	1600	10½	9½	10	—½
N Senator	6500	16	14	16	
Nick Rim	1000	18½	18½	18½	—½
Nisto	6500	8½	8	8½	—½
Nor-Acme	3000	13	13	13	
Norbeau	29900	94	85	94	+6
Norgold	6000	12	11	11	—1
Norlex	18000	16	16	16½	—½
Normetal	400	330	330	330	—5
N Coldstrm	1000	70	69	69	+
N Rank	2300	29½	27	29½	+2
Northcal	38750	80	76	79	+2
Northgate	20460	500	475	475	—20
Norvalie	3000	8	7½	8	—½
Nova Mines	500	28	28		
Nudul	500	12	12	12	—½
O'Brien	2500	65	65	65	
O'Leary	10500	16	14	14	—1
Opemiska	1300	675	660	660	
Orchan	1200	530	520	530	+20
Orenada	1000	7½	7½	7½	—½
Osisko	3000	41	41	41	+½
Pamour	800	127	127	127	*7
Paramaq	46500	15	14	14½	—½
Patino	2986	780	780	780	
Pax Int	12800	56	54	55	
Pce Expl	39000	36	35	36	—1
Placer	265	$38⅞	38¾	38⅞	
Pork Pay	1667	40	40	40	
Purdex	20700	12½	11½	12½	
Que Chib	7500	15½	15	15	—½
Que Lith	700	240	240	240	
Que Man	500	13	13	13	—2
Queston	6100	11	10½	11	+¼
Quemont	100	960	960	960	
Radiore	500	43	43	43	
Raglan	600	58	56	58	
Rayrock	4200	90	87	87	
Realm	1540	9½	9¼	9¼	
Reeves	500	300	300	300	—10
Rexspar	1600	13	13	13	
Rio Algom	10232	930	900	920	—1
Rix Athab	1000	25	25	25	
Rockwin	2000	25	25	25	
Rowan Con	2000	16	15½	16	
Ryanor	5000	19	18	19	—½
Salem	1126	39	39	39	
Sand Riv	1000	5½	5½	5½	
Satellite	500	11	11	11	
Shep Cr	600	110	109	0	
Sherritt	7229	365	375	380	
Sigma	300	450	450	450	+30
Silvmaq	500	13	12½		
Sil Miller	7000	17	16½	16½	—½
Sil Stand	24400	118	108	110	+2
Siscoe	2415	173	72	72	—3
Starratt	1000	6	6	6	
Steeloy	7500	12	10	11	
Steep R	29632	525	510	515	
Sturgon	5000	12	12	12	
Sud Cont	1400	13	13	13	—½
Sullivan	100	210	210	20	
Sunburst	000	14	14	14	
Territory	2320	6	15	15	—1
Texmont	1500	33	32	33	+1
Tombill	600	145	137	137	—7
Torbrit	21500	63	60	60	
Tormont	27800	24	23	23½	—1½
Towag	1000	10	1010		
Tundra	00	66	66	66	+1
U Mining	1400	1½	21	21	—1
U Asbestos	2800	275	270	275	
Un Buffad	6000	55	50	55	+5
UCL Mine	13200	49	45	49	+3
Un Keno	550	780	765	780	
Un Macfie	500	25	25	25	—4
Un Fort	500	11	11	11	
U Porcup	9300	20	17½	18	—3
Upp Can	2800	115	3	15	+2
Urban Q	2000	19	18	18½	—½
Vauze	43700	68	51	60	—9
Vespar	1000	23	23	23	—1
Violam	5000	305	300	305	+5
Weedon	1000	4½	4½	4½	
Werner	5500	7	6½	6½	—½
W Beaver	1000	16	16	16	
West Mins	1625	460	450	455	—15
Willroy	4800	149	146	147	*2
Winch	15000	11	10½	10½	—½
Windfall	20642	60	56	57	+1
Wr Harg	1000	70	70	70	—7
Yale Lead	7000	11½	11	11½	—½
Yk Bar	1000	120	120	20	
Young HG	000	8	8	8	—1
Yukeno	9500	15	14	14	
Zenmac	2500	27	26	27	+1
Zulapa	22550	22	20½	21	—½
Grandue	18365	685	585	600	—60
Gulf L	33000	2½	20	20	—1
Gunnar	1231	710	700	705	+5
Hard Rock	3220	12	12	12	+
Har-Min	1000	9	9	9	
Hastings	10000	203	270	275	—3
Headway	10500	16½	16	16	—½
Heath	2000	6	6	6	+1
High-Bell	12550	790	745	750	*10
Hollinger	1128	$28	27⅝	28	+1⅛
Hud Bay	190	$6	6	6	+¼
Hu-Pam	7000	12½	13	13	—½
Hydra Ex	12600	27	27	27	
Int Helium	4360	160	160	160	—5
Irish Cop	2800	23½	23½	23½	
Iron Bay	500	100	100	100	+5
Iso	4200	330	325	325	
J Waite	1000	14	14		
Jacobus	2800	16½	16	16	
Jaye Expl	1000	12	2	12	
Jelex	6056	21½	19	20	—1
Joburke	7000	8½	8½	8½	—½
Joliet	11500	34	32	32½	—1½
Jonsmith	3500	15	14½	14½	—½
Joutl	18333	160	152	154	+1
Jowsey	621	43	43	43	+½
OILS					
Alminex	1370	390	370	390	*15
Ang U Dev	3400	21	20	20	—3
Bailey S pr	z25	$23¾	23½	23¾	
Bail 5¾ pr	725	$25½	25½	25½	
Bralsa	600	49	49	49	+4
Cal Ed	1360	$22¼	22¼	22¼	—¼
Calvert	10000	44	41	42	—1
C Oil Lds	300	200	200	200	
CS Pete	3500	305	305	35	
C Delhi	512	815	800	805	+5
C Ex Gas	4500	120	115	116	—1
C Homestd	500	91	91	9	—
Cent Del	2080	830	815	830	+5
C Sup Oil	132	$16	16	16	+¼
Charter Oil	200	190	190	190	—10
C Dragon	13500	26	25	26	—1
Duvan	4000	11	9½	11	*½
Dome Pete	710	$15¾	15¾	15¾	+¼
Fargo	3800	320	310	310	—5
goacier	3000	10	10	10	—½
Gr Plains	200	$11¼	11¼	11¼	+¼
Gridoil	15000	38	37½	38	+½
Medal	20091	480	470	475	—5
Midcon	17500	43	41	42	+2
Murphy	400	360	360	360	+10
Nat Pete	800	395	395	395	
N Cont	3400	35	35	35	
N Davies	12223	2	26	26	+½
NC Oils	300	295	290	290	—5
NCO pr	z25	$46¼	46¼	46¼	
NCO wts	500	5	25	25	—4
Numac	1400	164	163	164	
Numac wts	1300	50	50	50	*1
Pamoil	3500	64	62	62	—3
Permo	8720	41	38	40	—2
Plac	1500	51	50	50	
Ponder	1100	27	27	27	+½
Prairie Oil	1500	375	370	37	
Provo Gas	25150	209	202	207	+4
Ranger	700	142	140	140	
Sarcee	3800	212	205	210	—4
Scurry Rain	353	$14¼	14¼	14¼	+⅛
Spooner	14100	16	13½	14½	—1
Stanwell	1500	76	74	76	
Teck Corp	738	515	505	515	+5
Triad Oil	160	190	189	190	+4
Union Oil	100	$14⅝	14⅝	14⅝	
Unispher	3833	21½	2	21	—½
U Canso vt	954	210	202	204	—1
wun Reef P	3000	34½	32	33	
Wsburne	1100	101	101	101	—5
W Doalta	4750	204	203	204	
Wilshire	100	335	335	335	*5
Yan Can	9000	4½	4½	4½	
BANKS					
Mont	823	$65	64½	65	+1
NS	173	$71½	71⅛	71¼	+¼
Royal	455	$74⅝	74	74⅝	+⅞
Tor-Dom	643	$65¼	64⅞	65¼	+⅛
INDUSTRIALS					
C Brew	4575	$11	10⅞	11	
D Magnes	210	$9½	9½	9½	—⅛
Dosco	700	$18⅝	18⅜	18⅝	—⅛
Gen Bake	1140	$7¾	7½	7½	
Inland	650	$7⅞	7⅝	7¾	*¼
Inv Syn A	865	$65	64⅞	65	+⅝
Pembina	535	$7⅝	7⅝	7⅝	
Simpsons	230	$23½	23½	23½	
Wainwrite	300	32	32	32	—3
Walkers	880	$35½	35½	35½	+¼
Weston B	z120	$20⅝	20¾	20¾	

Total sales: ,659,000.

MOST ACTIVE TORONTO STOCKS
By The Canadian Press

Stock	Sales	High	Low	Close	Ch'ge
INDUSTRIALS					
Husky Oil	30609	$10	9⅝	10	+⅝
Ind Accep	11095	$23¾	23⅝	23⅝	—⅛
Mass-F	9605	$30	29⅞	29⅞	
Alumini	7154	$32½	32¼	32⅜	+⅛
Wcoast	5985	$18¼	17½	18⅛	+⅝
OILS					
Provo	25150	209	202	207	+4
Ioedal	20091	480	270	275	—5
Gridoil	15000	38	37½	38	*½
Spooner	14100	15	13½	14½	—1
C Dragon	13500	26	25	26	—1
MINES					
Genex	354200	42	36	41½	—½
C Negus	180033	24	21½	23	—½
Leitch	151275	560	500	500	
Atl C Cop	136150	109	100	109	+9
Bunk Hill	116000	30½	26½	28	—3

MUTUAL FUNDS
By The Canadian Press
Monday, June 29, close:

	Bid	Ask
Adanac Mutual	3.01	3.29
All Cdn Com.	6.00	6.58
All Cdn Div.	.013	.891
American Growth	10.38	11.34
Beaubran	38.74	42.06
Canada Growth	5.85	6.39
Canadian Investment	3.96	4.35
Cdn Trusteed	4.4	58.29
Canafund	49.70	52.19
Champion Mutual	6.48	7.52
Collective Mutual	5.60	6.09
Commonwealth Inter.	10.30	11.29
Commonwealth Inter. Lev.	8.69	9.74
Corporate Investors	11.43	12.49
Diversified Inc. "A"	28.70	
Divrsified Inc. "B"	5.744	6.31
xDividend Shares	3.80	4.16
Dominion Compound	4.12	4.43
Dominion Dividend	3.34	3.59
Dominion Equity	21.65	22.10
xDreyfus Inc.	20.50	22.28
Europan Growth	6.47	7.06
Federated Growth	5.69	6.22
Fonds Collectif "A"	7.14	7.76
Fonds Colectif "B"	5.46	5.83
Fonds Collectif "C"	7.84	6.52
Group Inc.	4.13	4.51
Growth Oil and Gas	10.76	11.30

(Continued on page 17)

PRODUCE

MONTREAL (CP) — Agriculture department quotations:

Eggs: Wholesale prices to country stations, wooden cartons: Extra - large 36-37; large 34-35; medium 30; small 21; B 26; C 22.

Butter: Current receipts nontenderable 51¾; 93 score tenderable 53; 92 score tenderable 52.

Cheese: Delivered Montreal, waxed current receipts, wholesale Quebec white 36; colored 36¼.

Skim milk powder: Spray process No. 1 in bags 12 - 13½; roller process No. 1 in bags 12-13; feed 11-12; butter milk powder feed 8½-9.

Potatoes: Wholesale selling price, N.B. 75s 3.80 - 4.00; N.B. 50s 2.50-2.65; N.B. 10s .59 - .61; P.E.I. 75s 4.15-4.30; P.E.I. 50s 2.90-3.10; P.E.I. 10s .67-.70.

ROYAL SECURITIES
Corporation Limited
Stocks and Bonds
ALEX M. WILSON
Manager
137 Grafton St. Dial 4-8583
Charlottetown

Shop at EATON'S and Save



Regular 12.95 TRULINE 'Campmaster'

Sleeping Bags

Whether you are on a camping trip or "roughing" it in your own backyard you'll be pleased you picked Truline Sleeping Bag of showerproofed poplin. Gold colour shell size 35 x 80", filled with 5 lbs. wool and cotton. Hunting pattern flannelette lining and 100" aluminum zipper.

EATON Special Price, Each **11.68**

Regular 18.95 TRULINE "Campmaster"

Sleeping Bags

Exceptional lightness . . . Exceptional warmth . . . Exceptional value. Green check showerproofed poplin outer shell, size 35 x 76". Filled with 2 lbs. 100% Terylene insulation. Eatons' exclusive hunting pattern flannelette lining. 100" zipper.

EATON Special Price, Each **16.95**

TRULINE "Campmaster" Air Mattress

Heavy rubberized fabric, rubber valves and plugs, comfortable pillow. One side blue, reverse side yellow. Size about 78 x 30" deflated. Complete with repair patches and spare plug.

EATON Special Price, Each **8.95**

Outdoor Shop — EATON'S Main Floor



VIKING

One of the Best Freezer Values we Have Ever Offered!

Deluxe baked enamel lined. Special 87 lb. fast-freeze section provides safer, more efficient quick freezing. Movable divider and lift-out basket keep everything neat. Automatic floodlight illuminates the interior. Adjustable temperature control may be set as low as 20° F. Size 57 x 27½ x 36" high.

EATON PRICE, each
Budget Plan Terms available,
10.00 per month **199.95**



VIKING

Refrigerator - Freezer with Automatic Defrost

Exceptional value. Huge freezer holds 100 lbs. The interior design provides an exceptionally roomy refrigerator section. 2½ aluminum shelves trimmed in handsome gold-colour anodized aluminum — plus heavy glass cover over crisper. Extra deep door shelves including 2 removable egg trays and extra tall shelf for bottles. Magnetic door seal. Interior light. Ice cube trays. Coil free back and flush hinges. Cabinet finished in gleaming white double-coat baked on enamel, should not yellow. 12.3 cu. ft. model No. 6412XM.

EATON PRICE EACH

259.95

Budget Plan Terms Available 12.00 per month

Remember the Famous EATON Guarantee
"GOODS SATISFACTORY OR MONEY REFUNDED"

T. EATON Co. MARITIMES LIMITED
CHARLOTTETOWN BRANCH