DAILY MARKET QUOTATIONS

SUMMARY

By THE CANADIAN PRESS

Toronto: Market higher; active trading.

New York: Market irregularly lower; rails decline.

Montreal: Market fractionally higher; active trading.

CURRENCIES

MONTREAL (CP)—The U.S. dollar in terms of Canadian funds was unchanged at $1.08 1-32.

Pound sterling was up 1-16 at $3.02 5-16.

NEW YORK

NEW YORK (AP)—Railway shares took sharp losses because of a renewed threat of a railstrike but gains by other sections of the list kept the stock market on an even keel Monday. Trading was moderately active.

The new danger of a rail walkout saw some of the leading carriers fall a point or more. A spate of late buying near the end, however, repaired some of the damage and the worst that could be said for stocks as a whole was that they were mixed.

The Dow Jones industrial average nudged to a new peak of 816.48 with a gain of .26.

In the over-all list of 1,363 issues traded gainers outnumbered losers by the narrow margin of 549 to 542.

Copper stocks made renewed gains amid widening reports of price increases for the metal. Cigarette issues rallied following additional reports that cigarette sales, which fell sharply following the U.S. government report on smoking and health, were recovering.

Volume was 5,160,000 shares compared with 5,670,000 Friday.

AVERAGE FALLS

The Associated Press average of 60 stocks fell .6 to 301.4 with industrials up .2 to a record high, rails down ⅛ and utilities off .2.

Chrysler was the most active stock, losing 1⅛ at 46¾ on 105,300 shares as profits were taken on its strength of last week.

Among Canadian issues traded, Walker Gooderham rose 1¼, Dome Mines 1⅛, Granby Mining ½ and Canadian Pacific and International Nickel ⅝ apiece. Aluminium Ltd. and Distillers Seagrams each lost ⅝.

Prices were mixed on the American Exchange. Volume was 1,390,000 shares compared with 1,560,000 Friday. Canadian Javelin, Jupiter Corp. and Scurry Rainbow Oil each lost ¼ while Molybdenite lost 1-16.

What stocks did:

	Mon	Fri
Advances	549	616
Declines	542	494
Unchanged	272	234
Total issues	1363	1344

NEW YORK CLOSING STOCKS

Beth Steel	37	Monty W	36¾
Borg Warner	47⅛	NY Cent	32⅞
C and O	69	Radio Corp	37⅜
Cons Edison	84⅝	South Pacific	40
Gen Elec	89⅝	Std Oil NJ	83¾
Goodyear	46	Utd Aircraft	47¾
Gt Nor Ry	59¾	Vanadium	13⅞
Int T T	55⅝	Westngse	35⅞
Kennecott	85		

MONTREAL

MONTREAL (CP) — Prices were fractionally up at the close of the Montreal and Canadian Stock Exchanges, as gains in all other groups offset declines in banks.

The composite index rose 0.1 to 133.3. Declines led advances 93 to 84.

Trading was active on the Montreal Exchange and moderate on the Canadian. Industrials handled 240,200 shares and mines and oils 807,600 shares.

Utilities showed the greatest change, rising 0.5 to 123.0. Bell Telephone rose ¼ to 51⅛. CPR rose ⅛ to 37⅝. Newfoundland Light dropped ¼ to 16¾.

Banks dropped 0.4 to 120.3. Montreal and Royal dropped ½ each to 61½ and 72¼ respectively and Toronto-Dominion ⅜ to 61⅛. Canadienne Nationale rose ¼ to 79.

PAPERS UP

Papers were up 0.3 to 121.5. Dominion Tar rose ⅜ to 19½ and Fraser ¼ to 28¼. BC. Forest dropped ¼ to 25¼.

Industrials climbed 0.1 to 137.7. Canada Cement and Chemcell rose ½ each to 41⅞ and 14⅝ respectively and Du Pont ¼ to 44¾. Asbestos dropped ⅜ to 19½ and Moore Corp. ½ to 52¾.

In senior base metals International Nickel rose ⅞ to 80⅞, Hudson Bay Mining ¾ to 66½ and Consolidated Mining and Smelting ⅝ to 33. Noranda dropped ⅜ to 44⅜.

In primary metals Aluminium dropped ⅝ to 30¾, Dofasco ½ to 74, Canada Iron Foundry ⅜ to 29⅛ and Algoma ¼ to 57.

Among the oils BA dropped ¼. Shell rose ⅛.

In trade and finance Simpsons rose ½ to 40½ and IAC ⅛ to 23½. Steinbergs A dropped ⅜ to 26¼.

In food and beverage issues Ogilvie Flour and Walker-Gooderham rose ⅜ each to 15½ and 31⅞. Labatt dropped ⅜ to 19¼ and Westons A ¼ to 15⅜.

In speculative mines on the Canadian Exchange Northern exploration rose 32 cents to $2.05, jubilee 12 cents to $3.10.

MONTREAL CLOSING STOCKS

By The Canadian Press

Montreal Stock Exchange—March 16

Complete tabulation of Monday transactions. Quotations in cents unless marked $. z—Odd lot, xd—Ex-dividend, xr—Ex-rights, xw — Ex-warrants. Net change is from previous board-lot closing sale.

Stock	Sales	High	Low	Close	Net Ch'ge
Abitibi	19840	$13	12⅞	12⅞	
Algoma	580	$57	56½	57	—¼
Alumin	8311	$31¼	30⅞	30⅞	— ¼
Alumin	8311	$31¼	30⅞	30⅞	— ½
Alm 4¼cn pr	550	$42½	42¼	42½	
Alcan 2 pr	90	$47⅝	47⅜	47⅝	— ¼
Ang T 265p	200	$53	53	53	+ ½
Ang T 4½p	25	$45¼	45¼	45¼	— ½
Argus	600	$13⅝	13⅛	13¼	— ¼
Arg C pr	300	$10	10½	10	
Asbestos	3540	$19¾	19	19½	— ⅜
Bank Mont	1236	$62	61½	61½	— ½
Bank NS	390	$67¾	67¼	67	
Banq CN	240	$79	79	79	+ ¼
Banq PC	142	$54	54	54	
Bell Phone	3019	$51	50⅞	51¼	+ ⅜
Bell Phn rt	64433	110	106	109	+2
Brazil	1001	205	200	200	—5
BA Oil	1520	$30	29¾	29¾	— ¼
BC Phone	75	$55⅝	55⅝	55⅝	— ⅛
BC Ph 515p	10	$103½	103½	103½	— ½
Brockvl pr	200	$7¼	7⅛	7⅛	— ⅜
Bruck B	100	$11	11	11	— ¼
Cal Pow	1125	$21¾	21	21¾	+ ⅛
Can Cem	460	$41⅞	41¼	41⅞	+ ½
Can Cem pr	950	$27½	27½	27½	•
CI Fndry	675	$29¾	29¼	29¾	- ¼
Can Malt	500	$20	20⅜	20½	
CSL	1050	$59⅝	58½	59⅝	+1¼
CAE	250	$8⅞	8⅞	8⅞	
Cdn Brew	3816	$9¾	9⅝	9¾	
C Brew pr	171	$49½	49½	49½	— ½
C Brew Bpr	125	$53	53	53	
C Br Alum	210	$10	10	10	
C Chem w	1400	630	670	675	+15
C Fndtn	800	415	405	405	
C Fndtn A p	150	$17	17	17	
C Imp Bk C	755	$61	60¾	61	
CI Pow pr	100	$47⅝	47⅝	47⅝	+ ⅛
C Marconi	125	405	405	405	—10
CPR	1925	$37⅞	37⅝	37⅝	• ⅛
Cdn Pet pr	125	$12⅛	12⅛	12⅛	+ ⅛
C Power	200	$14	14½	14½	+ ½
C Vickers	100	$17½	17	17	+ ¼
Cent Del	1600	765	765	765	+5
Chemcell	1375	$14⅝	14	14⅝	+ ½
Col Cell	300	$12	12	12	
Con M S	2665	$32⅞	32⅝	32⅞	+ ½
Con Paper	790	$40	40	40	
C Glass	1200	$10⅝	10⅝	10⅝	
Coronation	100	$6	6	6	
Cr Zell A	275	$27¾	27¾	27¾	
Denison	3200	$14½	14¼	14½	+ ⅛
Dist Seag	750	$53⅛	53	53	
D Bridge	315	$18½	18⅝	18⅝	— ⅛
D Coal pr	200	$14	14	14	+
Dofasco	108	$74½	74	74	— ½
D Glass	265	$17¼	17¼	17¼	— ¼
D Stores	1460	$17¼	17½	17½	
Dom Tar	3844	$19½	19⅛	19	• ⅜
Dom Text	600	$24¾	24	24½	— ¼
Du Pont	70	$44¾	44¾	44¾	+ ¼
Dupuis Fr A	375	$13¼	12⅞	13	— ¼
Falcon	470	$65¼	65¼	65¼	+ ¼
Fam Play	250	$19¾	19¾	19¾	— ¼
Fraser	2250	$28½	28	28¼	+ ¼
Fr Pet p	100	350	350	350	
Frosst A	100	$17	17	17	— ¼
Gr Br Can	100	$14	14	14	• ½
Gr Br C p xd	75	$46	46	46	—1½
Hawker-S	850	$6¼	6⅛	6¼	
Hollinger	150	$29	29	29	
Home A	2321	$13½	13⅛	13½	+ ½
Home B	600	$15⅝	15⅛	15¼	
Horne Pf	2000	310	310	310	
H Smith pr	40	$44	44	44	
Hud Bay	315	$6¾	65½	6½	+ ¾
Hud Bay Co	500	$15⅛	15⅛	15⅛	
Husky Oil	100	$6⅝	6⅝	6⅝	
Imp Oil	1578	$46⅛	45⅞	46	
Imp Tob	500	$12⅝	12½	12⅝	— ⅛
Imp Tob pr	2100	$6⅛	6⅛	6⅛	— ⅛
Ind Accep	1325	$23¾	23¼	23⅛	+ ⅛
Inlnd N Gas	200	$7¼	7¼	7¼	
Int Nickel	2605	$81	80⅞	80⅞	+ ⅞
Int Pap	410	$34¼	34¼	34¼	— ½
Int Util	725	$24½	24¼	25½	+ ¼
Int Utl pr	100	$48½	48½	48	
Inter PL	25	$82¼	82¼	82¼	+ ¼
Labatt	763	$19	19⅛	19⅛	— ⅜
Loblaw A	420	$7¼	7⅛	7⅛	— ⅛
Loblaw B	350	$7⅝	7⅝	7⅝	
Loeb M	325	$27¾	27	27¾	+1⅛
MB PR	156	$27⅛	27	27⅛	
Mtime Tel	887	$19⅞	19⅞	19⅞	— ⅛
Mtime T rt	5034	36	34	35	—1
Mass F	3035	$19⅞	19⅞	19⅞	
Miron 6pr	1035	$11¾	12¼	12¼	• ¼
Molson A	545	$26¼	28	28	
Molson B	110	$29	29	29	—1
Mont Loco	100	$13	13	13	— ¼
Moore Corp	225	$53	52¾	52¾	— ½
Nfld Light	550	$11	11	11	— ¼
Noranda	1349	$45	44¼	44⅜	—
NS LP	313	$26⅞	26½	26⅞	+ ¼
Ogilvie	905	$15⅛	15⅛	15½	+ ⅜
Pac Pete	1500	$11¼	11⅛	11¼	
Page Hers	3085	$25¼	25	25¼	
Penmans	175	$29½	28½	29	
Pow Corp	1070	$10⅝	10⅝	10⅝	
Price Bros	798	$41¼	41	41	— ¼
QN Gas	395	$7⅛	7⅛	7⅛	+ ⅛
QN Gas pr	50	$100	97½	100	•3
Que Phone	125	$47½	47½	47½	
Reitman A	200	$9¼	9¼	9¼	+ ¼
Rio Algom	200	$12¾	12¾	12¾	+ ⅛
Rocjwell	701	$44⅝	44⅝	44⅝	— ⅛
Rolland A	100	$9⅛	9⅛	9⅛	— ¼
Rothman	325	$11⅞	11⅞	11⅞	— ⅛
StL Cem A	200	$18½	18	18½	+ ½
Salada F	450	$10¾	10⅝	10⅝	—
Shell Can	650	$16⅛	16	16⅛	+ ⅛
Shell In pf	50	$26	26	26	— ¼
Sher W	125	$32	32	32	
Shop Save	419	$12⅛	12¾	17⅛	
Simpsons	500	$40⅝	40	40½	+ ⅛
Steel Can	6624	$22¾	22⅝	22⅝	— ⅛
Steinbg A	325	$26½	6¼	6¼	— ⅜
Tor Dom	160	$61¼	60⅞	61⅛	— ⅜
T Fin A	35	$11⅞	11⅞	11⅞	— ⅛
TR C Corp	645	$10	10	10	— ⅛
Tr Can PL	1885	$35	35	35	+ ⅛
Tr Mt PPL	560	$16¾	16⅝	16¾	+ ¼
Triad	2500	230	230	230	
Turnbull	100	$11¼	11¼	11¼	— ¼
Vendomat	100	340	340	340	—10
Walk GW	2448	$31⅞	31¼	31⅞	• ⅜
W Coast Tr	1140	$16⅞	16⅞	16⅞	
Weston A	100	$15⅝	15⅝	15⅝	— ¼
Wstn A wts	924	790	790	790	—10
Zellers	100	$38	38	38	
CANADIAN					
Alpha	100	100	100	100	
Alsof	2000	13½	13	13	+1
Ameran	1500	8	8	8	+ ½
An Am Mol	1300	188	185	185	—4
Ang Pip	500	$36	36	36	
Anthnian	3000	7	6½	7	+ ½
Arno	1000	5	5	5	
Allied Tel	2700	120	115	120	•5
Augustus	2267	29	28	29	+1
Baker	1000	9	9	9	+ ½
Bateman	25000	9½	9	9½	+1
Blk Hawk	14200	115	112	112	—6
Blk River	4000	16½	16½	16½	
Blue Bon	2400	315	315	315	
Blue Bw	595	350	340	350	
Bluewtr	10500	35	28	35	+12½
Bornite	2000	8½	8½	8½	
Beth Copr	1000	670	670	670	+30
Bruneau	6000	25	24	24	
Burnt Hill	3000	36	36	36	—
Calumet	1500	3½	3½	3½	
Camflo	5000	119	119	119	—3
C Collieries	1100	$12½	12	12	
C Dredge	100	180	80	180	—15
C Interurbn	100	320	320	320	
C Secur A	600	105	100	100	—5
Carbec	100	7	7	7	
Cent Man	18000	12	11	12	— ½
Cessland	1000	125	120	120	—5
Chemalov	2900	67	65	67	+2
Chib Cop	12000	10	9½	9½	
Chipman	3000	4	3½	3½	+
Comodore	300	440	440	440	—5
Cominga	1000	4	4	4	
C Div S A	3000	165	160	165	+5
Copstrm	10000	16	15	16	+1
Credit MG	650	$13⅜	13⅜	13⅜	+ ⅜
Credit StL A	100	$12	12	12	— ¼
Crusade	2000	6	6	6	
Delta Elec	3500	260	250	260	•10
D Lease	3000	15	14	14	—1
Dumagmi	1300	105	100	105	
Dumont	11000	26	24	24	—3
East Vntrs	2500	59	57	59	+2
Equity Ex	17500	15½	14	15½	
Fano	30500	8½	7	8	+1
Flint Rock	600	25	25	25	
Fontana	5000	4	4	4	— ½
Fox Lake	5500	19	18	19	+1
Fundy	11000	6	5½	5½	— ½
Futurity	1500	15	15	15	
G Autotrn	5675	375	375	375	
Glen Lake	850	105	100	105	
Grissol	500	155	155	155	+5
Gui Por U	2000	12	11	12	+3
Ghislau	15500	34	29	29	—3
Inland C	200	350	345	350	+5
Inspiratn	150	165	165	165	+5
Interprv D	6000	14½	13½	13½	
Jubilee	29770	310	295	310	+12
Key Anacn	8919	15	15	15	—1
Kelly D	8000	69	59	6,	•16
Kiena	1200	435	430	435	+5
Kodiak Pt	4973	165	155	165	—10
Lab Accep	100	$8¼	6¾	8¼	
Labrador	200	$38	38	38	
Massval	21000	28	26	26	—2½
McAdam	11200	63	60	61	—5
McKiney	11000	16½	15	16½	+ ½
Mer Chip	1000	12	12	12	
Mid Chib	500	30½	30½	30½	—
Midepsa	1250	204	200	204	—5
Mistango	22000	17	16	17	—1
Molyb	3000	31	30	30	—3
Monpre	1000	9	9	9	
Mt Pleasnt	7550	115	114	115	—1
Mr Dairies	760	$6	6	6	+ ⅞
New Imp	3250	68	67	68	—1
Newrich	2000	38	36	38	
NA Rare	2000	20	20	20	—1
North Ex	181100	216	173	205	+32
NW Canlsk	4000	17	16	16	—1
Opem Ex	15200	16	15	15	—½
Opemiska	300	900	900	900	—10
Peso	200	160	160	160	—3
Paudash	3000	9	9	9	—1
Peace Rivr	250	400	390	390	—10
Pembroke	100	$23	23	23	+2½
Pitt Gold	7300	8	8	8	+1
Porcupine	3500	7	7	7	
Que Chib	13000	21½	21	21	
Que Ind M	9050	50	47	48	—2
StL Colum	48	225	20	211	—9
Silvr Sumit	1000	20	20	20	
Sobey	310	$15½	15½	15⅛	
Spartan	1400	40	40	40	
Stairs Ex	8100	100	98	100	—2
Suptest Ord	200	$19	19	19	
Tache	8500	11	10	10	
Talisman	3000	80	79	80	+1
Tazin	1500	9	9	9	— ½
Tib Expl	2000	5½	5½	5½	
Titan	1500	5	5	5	+1
Transter	76000	114	99	107	—4
Un Obalski	8500	58	56	57	—3
Vanguard	3500	6	5	5½	
Wsburne	13000	105	105	105	
White Star	7000	18	18	18	
Western M	1600	560	560	560	

Total Sales Industrials 240,200, mines and oils 807,600.

PRODUCE

MONTREAL (CP) — Agriculture department quotations

Eggs Wholesale dealer prices to country stations wooden cartons Extra-large 41; large 38-39; medium 35-36; small 30-31; B 3435 and C 27-28.

Butter Current receipts non tenderable 51; 93 score tenderable 51¾; 92 score tenderable 51½.

Cheese Delivered Montreal, waxed current receipts, wholesale Quebec white 35; colored 35¼.

Skim milk powder Spray process No. 1 in bags 14-16; roller process No. 1 in bags 13 - 14; feed 11-12; butter milk powder feed 9-9¼.

Potatoes Wholesale selling price Que 75s 1.35; Que 50s .90-1.10; N.B. 75s 1.40-1.50; N.B. 50s .90-.95; N.B. 10s .24-.26; P.E.I. white 75s 1.70-1.80; PE.I white 30.32.

TORONTO

TORONTO (CP) — The general increase in the price of copper since Friday kept copper issues in the limelight on the stock market Monday.

Overall volume for the day was up, bosted by trading among seglect speculative stocks, notably Calvert with a turnover of 771,750 shares for a gain of 26 cents to 72 cents. The company is test drilling copper property in the Gaspe.

Among senior copper producers, International Nickel rose ¾ to 80¾ and Hudson Bay Mining ½ to 66. Noranda slipped ½ to 44¼ after reaching 45.

Both International Nickel and Noranda increased their domestic price for copper Monday to 32¾ cents and overseas price to 30½ cents (U.S.).

PIPELINES LEAD

Pipelines took the lead in the industrial sector, Alberta Gas ahead ½ to 32½ and Home A ½ to 15⅝. Banks weakened, Nova Scotia down ¾ to 67¼ and Imperial Bank of Commerce and Toronto-Dominion ½ each to 61 and 61¼ respectively.

Simpsons was up ¾ to 40⅜ followin an increase in dividend rate by Simpsons-Sears.

Auto stocks were off, Chrysler dropping 2¼ to 50½ and General Motors 1⅜ to 90¼. Ford U.S. bucked the trend with a gain of ¾ to 61¾.

Great Plains gained ¼ to 10⅜ in senior oils and Dome Mines declined ¾ to 29¾ in senior golds.

On index, the Exchange index rose .22 to 133.29, industrials .21 to 142.08, base metals .43 to 66.66, western oils .56 to 84.15 and golds fell .71 to 134.53. Volume for the day was 4,190,000 shares compared with 3,990,000 Friday.

TORONTO CLOSING STOCKS

By he Canadian Press

oronto Stock Exchange—March 16

Complete tabulation of Monday transactions. Quotations in cents unless marked $. z—Odd lot, xd—Ex-dividend, xr—Ex-rights, xw — Ex-warrants. Net change is from previous board-lot closing sale.

Stock	Sales	High	Low	Close	Net Ch'ge
MINES					
Accra	7600	27	26	27½	+1½
Advocate	660	645	635	645	+5
Agnico	857	48	48	48	
Akaitcho	1500	57	57	57	
All Pitch	4200	21	21	21	
Am Larder	500	15½	15½	15½	—
Ang Rouyn	5500	23	22	22	
Area	15800	145	137	140	+4
Arjon	3000	11	11	11	—1
A Arcadia	1000	28	28	28	—2
Atl C Cop	5000	119	115	118	+4
Atlas Yk	1000	7½	7½	7½	—
Aumaq	4000	5	5	5	—
Aunor	1650	380	370	380	+5
Bary Expl	14500	21½	21½	21½	+
GBase Mets	500	7	7	7	+
B-Duq	13000	28	26½	28	•1
Belcher	1200	38	30	38	+3
Bethlm	2950	670	665	65	+5
Bevcon	2000	13½	13½	13½	—1
Bibis	17900	23½	23	23½	— ½
Bidcop	5800	9½	9	9½	
Black Bay	1500	11½	11	11½	+ ½
Bralorne	3050	400	383	400	•5
Broul Reef	700	30	30	30	— ½
Brunswk	2963	800	785	800	+15
Buff Ank	500	190	188	188	—2
Bunker H	109200	27	24	24½	—1
Cadamet	600	10	10	10	+1
C Austral	4000	9½	9½	9½	—
C N Inca	3000	7	6½	6½	— ½
Cdn NW	500	4	4	4	
Candore	32100	19½	18	18	—3
Can-Erin	2000	9	9	8	— ½
Captain	7500	8	7	7½	— ½
Cariboo	500	70	70	70	
Cassiar	830	$10½	10⅜	10½	
Cent Pat	1900	114	109	114	+7
C Keeley	14375	41	38	40	
Cheskirk	1500	6	5½	5½	— ½
Chestr	5000	15	14	14½	
Chib-Kay	1000	13	13	13	+1½
Chib M	6100	36	35	35	+2
Chimo	17000	99	96	98	
Chrom	200	112	112	112	
Coch Will	1400	400	380	390	—5
Coin Lak	5500	22	21	21	
Con-Key	5500	10	9	10	+1
Con Shaw	776	23	21	23	—1
Con Brewis	6000	44	40	40	—4
C Callinan	9000	7½	7½	7½	
C Discov	1150	123	121	121	—4
C Fen	1000	15	15	15	+1
C Gillies	2000	6½	6	6½	—
C Halli	4500	17½	16	16	
C Marben	36310	127	115	117	—8
C Marcus	1300	142	141	42	—3
C Mogul	7220	465	455	460	—5
C Rambir	4500	160	150	155	—8
C Red Pop	22000	11	11	11	—1
C Regcourt	1000	11	11	1	
C Sannorm	2500	9½	8½	8½	—
Conwest	140	390	390	390	—20
Cop Corp	10000	22	21	21	—1
Cop-Man	6500	8	8	8	
Coulee	3709	26	25	25	
Cowich	15200	44	41	44	—
Craigmt	1270	$19½	19¼	19¼	
Crestaur	10500	22	21	22	+1
Croinor	35500	19	18	19	
Crowpat	7000	10	10	10	•1
Cusco	2000	11	11	11	
Daering	3525	13	13	13	— ½
D'Aragon	8500	16	17½	17½	+1
Deer Horn	6000	50	49	50	+1
Delhi Pac	1100	21	21	21	+1
Denison	7495	$14½	14¼	14½	• ½
Dicknsn	750	555	545	555	+10
Dome	305	$30	29¾	29¾	— ¾
E Amphi	4000	5	5½	5½	
East Mal	950	195	170	170	—5
East Sull	2500	273	26	270	—3
El Sol	4500	6	6	6	
F'west T	2000	11	11	11	— ½
Fatima	1500	10½	10½	10	
Geco Mines	270	$38	38	38	+ ⅛
Gnt Mascot	1900	79	79	79	—3
Glenn Ur	500	4	4½	4½	
Goldale	4000	27	26½	27	—
Grandroy	3000	14	13½	14	
Granduc	6855	565	550	560	
Gulch	1000	6	6	6	—
Gulf L	2000	8½	8½	8½	
Gunnar xd	8890	700	685	700	—60
Hard Rock	16000	11	11	11½	+ ½
Har-Min	7000	9½	9	9	—
Hastings	1100	125	123	125	
Headway	9550	20	18	18	
High-Bell	1275	345	325	345	+15
Hollinger	939	$29¼	28⅞	29	
Hu-Pam	2000	10½	10½	10½	+
Hydra Ex	7000	28	26	27	—1
Int Helium	2402	175	170	175	—3
Irish Cop	1400	26	26	26¼	
Iso	3625	305	295	305	+5
J Waite	2000	14	13½	14	—1
Jacobus	500	15	15	15	
Jaye Expl	2000	10	10	10	• ½
Joburke	1500	6	8	8	
Joliet	34100	27	23	26	+3
Jonsmith	6500	15½	15	15	— ½
Joutel	7450	137	133	136	+5
Jowsey	15044	34½	32	33	—2
Kenville	10000	7½	7	7	
Kerr Add	2677	720	705	710	
K Anacon	9570	77	75	76	+1
K An rts	173970	16	14	16	•2
Kirk Min	2318	15	15	15	— ½
Kopan	2500	13	12	12	— ½
Lab Min	250	$38	38	38	
L Dufault	3709	995	985	985	—10
Lakehead	1620	22	22	22	— ½
Lake Ling	6000	7	7	7	
L Osu	2000	15½	15½	15½	
L Shore	290	190	185	190	+5
Latin Am	6500	20	18½	20	+1
Lencourt	9000	8½	8	8	— ½
Liberian	100	$14⅝	14⅝	14⅝	+ ⅛
LL Lac	600	155	150	150	
Lorado	11450	181	175	175	—5
Louvict	6700	15	13	15	+1
Macassa	420	260	256	259	
Macdon	4500	15	14	14	—1
Madsen	1200	216	216	216	
Magnet	1100	4½	4½	4½	—
Malartic	11000	65	63	65	+1
Maneast U	1000	4	4½	4½	— ½
Man Bar	9540	20	19	20	+2
Manoka MS	6050	16	15	15	+ ½
Maralgo	1000	10	10	10	
Marboy	3500	12½	12	12½	+ ½
Marchant	2300	72	68	71	•3
Marcon	6000	10	10	10	
Martime	15900	76	74	74	—1
Martin	7500	76	75	76	—2
Mattgmi	2245	$14	13¾	14	+ ⅛
Maybrun	17700	11	10	10½	+1½
McIntyre	350	$53¼	53	53¼	+ ⅛
McKen	3500	23	21	22	•1
McMar	62700	11	9½	11	+1
McWat	1500	21	20½	20½	
Mentor	5000	20	19	19	—1
Merrill	9050	78	75	75	—3
Meta Uran	21000	9	9	9	
Midrim	1600	24	23	23	+
Metal M	600	88	88	88	+5
Min-Ore	36142	9½	7½	8½	+1
Moneta	3300	86	85	86	+2
Mt Wright	11027	56	55	56	—3
Multi-M	3800	42	38	42	+3
Murray M	7600	122	118	118	—5
Nama Cr	3000	14	14	14	
Nealon	1000	9	9	9	
New Alger	500	6	6	6	+1
New Ath	6250	27	26	26	+1
Newconex	300	380	380	380	—10
N Goldvue	7500	6	6	6	—1½
New Hosco	50500	260	245	250	—6
New Jason	5333	6	5½	6	•1
N Kelore	130800	17	15	15	— ½
Newlund	5000	17	16½	16	— ½
N Mylam	54000	20	16	17	+1½
Newnor	14000	17	16½	17	
N Rouyn	6500	11	10	10	—1
N Senator	4500	18	17	17	—
Nick Rim	4200	8½	18½	16	
Norlartic	1000	10	10	10	
Norlex	1200	15	15	15	— ½
Norpax	1000	10	9½	10	• ½
N Coldstrm	3500	60	60	60	
N Goldert	2500	20	19	19	—
N Rank	4700	25½	24½	24½	—
N Rock	4370	25	24	24	—1
Northcal	67550	85	80	85	—4
North Can	400	140	140	140	+5
Northgate	3995	475	460	470	+5
N Beauc	1030	35	35	35	
Obaska	1500	5	5	5	—
O'Brien	1050	52	52	52	
O'Leary	500	14	14	14	+1
Opemiska	2597	903	895	895	—5
Orchan	2000	420	410	415	—5
Orenada	1500	10	10	10	
Ormsby	3000	49½	48½	49	—1
Pamour	3500	120	116	116	—5
Parmaq	9000	11½	11	11	
Patino	1415	730	705	720	—0
Pato	500	290	290	290	+15
Pax Int	26250	38½	37	37	— ½
Paymast	1025	15	15	15	
Pce Expl	1500	11	11	11	+ ½
Peerless	2500	14½	14½	14	
Placer	1995	$31¾	30	31¾	
Preston	405	820	810	815	
Purdex	1700	10	10½	10½	— ½
Que Ascot	606	7	7	7	—
Que Chib	4000	20	18	18	—2
Radiore	5600	50	49	49	—1
Raglan	1100	51	51	51	—2
Rayrock	4650	90	85	85	—5
Rexspar	3000	16½	16½	16½	—
Rio Algom	2496	$12¾	12⅝	12¾	— ⅛
Rix Athab	4000	23	22	23	
Ryanor	500	11	11	11	+ ½
Salem	3000	43	42	42	—3
San Ant	1950	15	15	15	
Satellite	2000	12	11	12	
Sherritt	564	320	310	320	•5
Silvmaq	3375	11	10	11	+ ½
Sil Miller	2200	17	17	17	
Sil Stand	11500	27	26	27	+3½
Siscoe	4500	170	160	165	+5
Starratt	500	6	6	6	
Steeloy	6000	10½	10½	10½	
Steep R	3823	495	485	495	•5
Sturgeon	7000	14	12	14	—1
Sud Cont	1000	8	8	8	
Sullivan	600	174	174	174	+4
Sunburst	1200	12	11	12	+1
Temag	300	84	84	84	
Territory	39500	20	18	19	
Thom L	4400	49	46	46½	—1½
Tombill	5700	100	97	100	+2
Torbrit	4000	63	60	61	
Trans Can	19000	113	111	112	
Tribag	400	140	130	138	—4
Trin Chib	1000	13	13	13	
U Asbestos	2275	277	272	277	+2
Un Buffad	2000	68	65	65	—2
Un Keno	900	580	570	580	+10
Un Macfie	1500	17	17	17	—1
Upp Can	200	135	132	135	+3
Vandoo	2500	4½	4½	4½	
Vespar	4000	16	16	16	+
Violam	11625	350	325	325	—25
Wasamac	1300	115	114	114	
Weedon	17500	4	3	4	
Werner	4000	7	7	7	•½
West Mines	2825	665	655	665	+5
W Surf I	3322	14	14	14	
Willroy	4300	159	156	156	—4
Wiltsey	11000	16½	15½	16½	+
Windfall	6000	36	32	36½	+3½
Yae Lead	11000	12½	11½	11½	—1
Yk Bear	2550	117	115	117	
Zenmac	7700	30	28	29	
Zulapa	23625	24½	22	24½	•1
OILS					
Acme Gas	1000	9	9	9	
Alminex	1390	266	261	266	+5
Am Leduc	224000	19	15	18	+3½
Anchor	49500	22	21	22	
Ang U Dev	6500	4½	23	23	
Bailey S pr	z30	$3½	23⅝	23½	
Bail 6¾pr	z50	$25½	25	25½	
Banff	1300	179	175	175	
Bata	4000	5	4	5	+1
Calvert	771750	77	50	72	+26
Camerina	100	215	215	215	+5
C Oil Lds	200	185	185	185	—5
CS Pete	3525	370	365	365	
C Delhi	3300	640	635	635	
C Delhi w	500	151	150	150	—23
C Ex Gas	300	108	108	108	—4
Cent Del	7050	775	760	775	+15
Charter Oil	1075	185	185	105	+4
C Dragon	4000	33	32	33	
C East Cr	693	106	105	106	—1
C West P	500	170	170	170	—2
Dev-Pal	3000	127	127	127	
Dome Pete	200	$15	14⅞	14⅞	— ¼
Duvan	5000	7	7	7	
Dynamic	1000	16	16	16	
Fargo	300	245	245	245	—5
Fr Pete pr	350	350	350	350	
Glacier	7375	10	9½	9½	—1
Gr Plains	4910	$10½	10	10⅜	+ ¼
Gridoil	5500	39	38	38	—1
H B Oil G	1687	$15¾	15½	15½	
Medal	8265	440	435	440	•5
Midcon	1200	42	42	42	
Murphy	200	275	275	275	
N Concord	1500	4½	4½	4½	
N Cont	5175	3	31	32	—1
N Davies	4000	20	19	20	
NC Oils	500	208	208	208	
Numac	3500	16	165	166	+1
Numac wts	900	72	72	72	+1
Palliser	1000	30½	30	30	
Pamoil	1000	53	53	53	
Permo	1300	35	35	35	
Peruv Oil	1900	96	95	96	+5
Place	1500	44	44	44	• ½
Provo Gas	4300	179	176	178	—1
Quonto	17200	14½	14	14	
Ranger	1700	122	122	122	
Sarcee	9500	123	10	10	
Spooner	1300	10	10	10	—1½
Stanwell	10700	85	81	85	
Teck Corp	1974	475	470	470	
Triad Oil	10036	32	225	226	+1
Union Oil	800	$11½	11¼	11¼	
Unispher	15930	34	32	32	— ¼
U Canso vt	2135	190	186	190	
Un Oils	17420	103	178	180	—3
Un Reef P	8800	18½	16½	18½	+1½
Wespac	1000	12	12½	12½	— ½
W Decalta	2387	128	123	125	+1
Wilshire	100	285	285	85	-15
Yan Can	4500	4½	4	4½	
BANKS					
Mont	1665	$62	61¾	61¾	
NS	585	$68	67¼	67¼	—¾
C Imp B C	1390	$61	60¾	61	— ½
Royal	1283	$73	72¼	72¼	— ⅛
Tor-Dom	1212	$61¼	60⅞	61¼	— ½
INDUSTRIALS					
Alumini	5638	$31¼	31	31	— ⅛
C Brew	11795	$9⅞	9⅝	9¾	— ⅛
Gen Bake	300	$17¼	17¼	17¼	— ¼
Inland	1610	$7¼	7	7¼	— ⅛
Inv Syn A	350	$50½	50⅛	50¼	-- ¼
Pembina	925	$8½	8½	8½	
Simpsons	1233	$40	39⅞	40⅜	+ ¾
Wainwright	600	32	30	30	—3
Walkers	651	$31¾	31⅜	31¾	+ ⅜
Weston B	298	$17¼	17⅛	17⅛	+ ⅛

Total sales: 4,190,000

MOST ACTIVE TORONTO STOCKS

By The Canadian Press

Stock	Sales	High	Low	Close	Ch'ge
INDUSTRIALS					
MB PR	13949	$27¼	27	27⅛	+ ⅛
Cdn Brew	11795	$9⅞	9⅝	9⅞	
Steel Can	11750	$22⅞	22¾	22¾	
Mass-F	10485	$20	19¾	20	+ ⅛
Bell Phone	8657	$52	50⅞	51¼	• ¼
OILS					
Calvert	771750	77	50	7	+26
Am Leduc	24000	19	15	18	+3
N Mylama	54000	0	16	17½	+1½
Anchor	49500		1	1½	— ½
Un Oils	17400	183	178	180	—3
MINES					
N Kelore	130800	17	15	15	— ½
Goldray	79000	55	47½	53	+5½
Northcal	67500	86	80	85	+4

MUTUAL FUNDS

By The Canadian Press

(Friday, March 13, close)

	Bid	Ask
All Cdn Com	5.74	6.00
All Cdn Div	7.45	8.17
American Growth	10.16	11.10
Beaubran	35.53	38.58
Canada Growth	5.53	6.05
Cdn Gas and Energy	7.70	8.44
Canadian Investment	11.17	12.26
Cdn Trusteed	4.75	5.19
Canafund	45.99	48.29
Champion Mutual	6.28	6.90
Collective Mutual	5.26	5.72
Commonwealth Inter.	9.68	10.61
Commonwealth Int Levr	8.31	9.11
Corporate Investors	10.77	11.77
Diversified Inc A	24.90	
xDividend Shares	3.69	4.05
Dominion Comp.	3.88	4.17
Dominion Equity	20.45	20.90
Dominion Div.	3.20	3.43
xDreyfus Inc.	20.01	21.75
Europan Growth	6.62	7.23
Federated Growth	5.20	5.68
First Oil and Gas	4.64	5.07
Fonds Collectif A	6.80	7.40
Fonds Collectif B	5.50	5.86
Fonds Collectif C	7.21	7.84
Group Inc.	3.92	4.28
Growth Oil and Gas	10.11	10.71
Investors Growth	7.55	8.23
Investors Intl	4.93	5.36
Investors Mutual	13.43	14.60
Mutual Accumulating	4.26	4.66
Mutual Income	5.82	6.36
N American of Canada	12.09	13.21
One William Street	15.36	16.79
Provident	5.30	5.77
xPutnam Growth	9.35	10.22
Radisson	4.74	5.21
Regent	—	—
xResearch Investing	12.68	13.86
Savings Investment	6.58	7.19
1962 Exec. Fund Cda	5.87	6.12
TV Elctronics	8.19	8.93
Timed Investment	6.50	7.14
United Accumulative	7.12	7.78
West Growth	4.97	5.43

(x-Dnotes U.S. funds).

LIVESTOCK

MONTREAL (CP) — Prices were steady on the Montreal livestock markets today. Trading was active under a good demand.

Receipts 365 cattle, 241 calves, 42 hogs and one sheep.

Choice steers 24.25 - 24.60, good 23.25 - 23.75, medium 20-23, and common 16.50-20.

Good heifers 20, medium 18.25-19.25, and common 15-18. Good cows 16-17.50, medium 15-16.50, common 13-15.50 and canners and cutters 814. Good bulls 18.50-19, and common and medium 15.50-18.50. Good vealers 28-32, medium 21-28 and common 15-20.

Sheep 8. There were no sales of hogs.

TORONTO (CP)—All classes and grades of steers showing top condition traded actively at steady prices at the Ontario Public Stockyards Monday.

Heifers were slow and cows steady with the previous week's decline.

Veal calf prices were steady. Hog prices were lower and sheep and lamb prices were higher.

Slaughter cattle 2,531: Choice steers 23.50-24.50 with sales to 24.75; good 22-23; medium 19.50-21.50; common 17-19; choice heifers 22 - 22.50; good 20.50 21.50; medium 18-20; common 15-17; choice fed yearlings 24-26; good 22-24; good cows 15.50 16.50 with sales to 17; medium 1415; canners and cutters 10-14; good heavy bologna bulls 19-19.50; common and medium 17-19.

Replacement cattle 200: Good light stockers 22-25 with sales to 26.50; medium 26-29; common 20-25; boners 15-20.

Hogs 1,856: Grade A at Toronto 24.75-25.90 closing at 25.55; heavy sows 19.7519.85; stags 13.50 on a dressed weight basis.

Sheep and lambs 613: Good handyweight lambs 25 per hundredweight; bucks 24 per hundredweight; common and medium 20-23; sheep 3-10.

DIVIDENS

By THE CANADIAN PRESS

Biltmore Hats Ltd., class A 25 cents, common 10 cents, April 15, record March 23.

Inland Natural Gas Co. Ltd., five per cent pfd. 25 cents, April 15, record March 31.

Simpsons Sears Ltd., common 40 cents, June 1, record May 1.

MINERAL PRODUCTION

The total value of mineral production in Canada in 1961 reached $2,573,782,838, led by nickel, valued at $357,515,337.

Tree Farmers Not Eligible For Gov't Aid

OTTAWA (CP) — The Canadian Tree Farmers' Association was told here there appears to be little hope of adding pulpwood to the products that come under the federal agricultural stabilization board.

S. B. Williams, deputy minister of agriculture, said at the association's annual meeting an investigation by the board showed that a system of deficiency payments or outright purchases of surplus production would be "completely unmanageable" and would offer little or no benefit to tree producers.

Rather, he said, it would tend to become a subsidy for buyers.

Mr. Williams said the real need in this field is for improved bargaining methods between producers and wood buyers.

ROYAL SECURITIES
Corporation Limited
Stocks and Bonds
ALEX M. WILSON
Manager
137 Grafton St. Dial 4-5583
Charlottetown



PERSONAL LOAN

from

CANADIAN IMPERIAL BANK OF COMMERCE

There's no need to postpone your purchase 'til tomorrow. Not when our Personal Loan Plan is available *today*. A Commerce Personal Loan:

1. **GIVES YOU READY CASH** . . . Ready cash permits you to make your purchase when and where you wish.
2. **MEANS LOW INTEREST** . . . Your purchase is financed by one of the most *economical* means you'll find.
3. **OFFERS PROTECTION** . . . Each Personal Loan is life-insured.
4. **OFFERS CONVENIENCE** . . . You receive the cash you need quickly. Monthly repayment is adjusted to suit your budget and can be made at any one of our convenient branches.
5. **PUTS YOU AT EASE** . . . You'll find your Commerce manager helpful, understanding and pleased to serve you.

To enjoy the practical, economical difference between *hoping* and *having*, stop by your local Commerce branch today.

THE BANK THAT BUILDS

Over 1260 branches to serve you

Holman's of P.E.I.

1000 RCA CAMDEN RECORDS

$1.77 each

3 for 4.99

Bii Selection of The Latest Long-Play Records by many leading artists including

- Chet Atkens
- George Beverly Shea
- Perry Como
- Guy Lombardo
- Mario Lanza
- Ned Landry
- Eddie Fisher
- Homer & Jethro
- Pattie Page
- Blackwood Bros.
- Jim Reeves
- Wilf Carter
- Bob King
- Alberta Slim
- Hank Snow
- Hank Locklin
- Johnnie & Jack
- Carter Family



A Railroad Bum, My Lips Are Sealed, Yonder Comes a Sucker, Highway to Nowhere, 6 others. CAL/CAS-686

Perry sings *If I Loved You, Blue Skies, Dream Along with Me, My Melancholy Baby*, 8 more. CAL-403

12 sacred favorites. This group's emotional intensity and musical communication are unsurpassed. CAL-735

Hank Locklin sings 12 selections, offering some of his best, most feelingful performances. A must! CAL-765

Shop Early for best selections Phone and Mail orders accepted

Living Voices sing *Ten Lonely Guys, Love Me Tender, All Alone Am I* and other current hits. CAL/CAS-745*

You Are My Love, Flower Song from "Carmen," Some Day, Beloved, 7 more songs, arias. CAL-450

A top album by one of the most beloved gospel artists of our time. Ten devotional compositions. CAL/CAS-718

Hank's stylings highlight such favorites as *Born to Be Happy* and *The Gold Rush Is Over*. CAL-514



Great musical renditions by Glenn Miller! Includes selections never before available on L.P.! CAL/CAS-751(e)

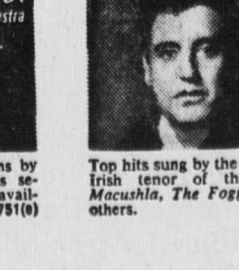

Top hits sung by the greatest Irish tenor of them all. *Macushla, The Foggy Dew*, others. CAL-407

Great album devoted to the beat that has swept the entire country — the Bossa Nova! CAL/CAS-740



Here she is, "queen of the ragtime pianists," in her first album for RCA Camden. Top Sound! CAL/CAS-684*

Top Mancini movie-TV themes as played by Living Strings. *Moon River, Mr. Lucky*, more. CAL/CAS-736*

The best in country music! Hank Snow, Chet Atkins, Eddy Arnold, Jimmie Rodgers, others. CAL-737

Another great album from Chet Atkins, one of the world's greatest guitarists. A top disk! CAL/CAS-753*



Blistering readings of 1[illegible] favorites including *Peppermint Twist, Little Brown Jug—Twist*. CAL/CAS-71[illegible]

AVAILABLE BOTH STORES