MARKET TABLES

TORONTO

(Continued from page 11)

Nama Cr	2000	11	10½	10½	— ½
Nat Expl	1000	7	7	7	—1½
Nealon	2000	5½	5½	5½	— ½
New Alger	1000	4½	4½	4½	— ½
New Ath	3500	27½	27	27	
New Bid	24500	10	8½	9½	— ½
N Goldvue	3000	4½	4½	4½	
N Harri	1750	8	8	8	
New Hosco	4700	86	85	85	
N Kelore	6000	7½	7	7½	
Newlund	15000	21	19	19	—1
N Man	500	37	37	37	
N Mylama	12900	40	38½	39	+2
N Senator	6533	9	9	9	
Nickel MS	3590	56	54	55	+1
Nipissing	100	145	145	145	
Nor-Acme	1500	24	23	24	
Norgold	5500	6	5	5	
Normetal	325	285	282	282	+1
Norpax	4200	20	19½	19½	—½
N Coldstrm	14675	82	78	78	—2
Northgate	77160	645	615	620	+20
N Goldcrt	3100	24	24	24	+ ½
N Rank	700	49	49	49	—1
Norsp A w	600	40	40	40	
North Can	3200	265	255	265	
Norvalie	1000	10	9½	9½	
N Beauc	4000	45	44	45	
Nudul	1500	13½	13½	13½	
Obaska	1000	5	5	5	
Oka Rare	1000	9	9	9	
O'Leary	18500	15½	14½	15½	+ ½
Opemiska	3193	615	590	590	—10
Orchan	2835	234	230	230	—2
Ormsby	5500	29½	29	29½	— ½
Osisko	13000	52	49	50	—3
Pamour	3700	83	83	83	—2
Paramaq	3000	8½	8½	8½	
Pax Int	5300	28	27	28	*1½
Paymsat	8500	13	12½	13	
Pce Expl	2000	12½	12	12	
Peerless	9600	37	36	37	
Perron	700	11	11	11	
Pick Crow	z2242	56	56	56	
Pitch-Ore	1500	5	5	5	— ½
Preston	1016	635	630	635	+5
Pros Air	4500	74	73	73	—1
Que Ascot	12000	9½	8½	9	+ ½
Que Chib	1000	27	27	27	
Que Lab	9500	7½	7	7½	+ ½
Que Lith	100	390	390	390	—8
Que Man	2000	10	9½	10	
Q Mattgmi	1450	27	27	27	+1½
Q Metal	2600	97	97	97	
Qunston	5000	13	13	13	—1
Quemont	140	945	945	945	—5
Radiore	4000	53	52	53	+1
Raglan	12600	57	53	56	+4
Rayrock	9075	90	85	87	+2
Realm	10800	12	11	11½	— ½
Reeves	100	142	142	142	+2
Renabie	100	201	201	201	
Rio Algom	13579	$10⅜	10⅛	10⅜	+ ¼
Rio Rup	5000	5	5	5	
Rix Athab	2500	50	49	49	
Roche	8000	10½	9	10½	+1
Rockwin	1600	18	18	18	+1
Rowan Con	5000	5	5	5	
Ryanor	7500	10½	10	10½	+ ½
San Ant	1666	184	182	184	
Sand Riv	3000	5	5	5	
Satellite	6500	23	22	22	—1
Sherritt	3457	420	410	420	
Silvmaq	31125	32	28	31½	*4½
Sil Miller	1100	38	37	37	
Siscoe	2500	150	150	150	
Starratt	58000	8	7	7½	— ½
Steep R	7894	705	680	700	+15
Sturgeon	13000	21	19	19	—3
Sud Con	2000	8	8	8	
Sullivan	4600	149	141	149	+4
Sunburst	5050	16	15½	15½	
Taurcan	1300	37	37	37	
Teck.H	10600	157	153	153	—4
Territory	2000	13½	13½	13½	+ ½
Tombill	8000	121	116	116	—4
Torbrit	2000	30½	30½	30½	— ½
Tormont	17600	49	45	45	—1
Trans Res	19499	15	13	15	+3
Tribag	3510	60	50	58	
Trin Chib	4000	16½	15½	15½	— ½
Ult-Shaw	55184	21	19	20½	+1
U Mining	833	19	19	19	
U Asbestos	200	585	580	585	—15
Un Buffad	5870	40	38	40	
Un Keno	2315	815	805	810	+5
Un Fort	2000	17½	17½	17½	
Upp Can	3900	160	155	155	—3
Vauze	4300	160	155	160	
Ventures	1431	$59½	59	59½	
Vespar	1000	15½	15½	15½	
Violam	1500	80	80	80	
Wasamac	528	66	66	66	+1
Werner	1000	13½	13½	13½	+ ½
W Malar	22500	5½	4½	5	— ½
Willroy	14200	162	155	160	+2
Wiltsey	29500	21½	20	20	
Wr Harg	1700	100	100	10	
Yale Lead	100	9½	9½	9½	
Yk Bear	1300	95	94	94	+1
Young HG	5500	21	20½	20½	—1½
Yukeno	9000	*4½	4	4	—1
Zenmac	13000	20	19	19	
Curb					
Yukon Con	1500	48	48	48	—1
9g...	..oils	...	...	...	...
Acme Gas	3000	10	10	10	
Alminex	800	225	222	223	+3
Anglo Am	z25	990	990	990	
Asamera	16600	117	109	109	—8
Bailey S A	2357	925	915	920	+10
Bailey S pr	z50	$22¾	22¾	22¾	
Bail 5¾ pr	z50	$25½	25½	25½	
Banff	500	140	140	140	—2
Bata	1500	7½	7½	7½	— ½
Calalta	5000	24	23	23	
Cal Ed	710	24	23½	24	* ¾
C Oil Lds	1700	112	112	112	
CS Pete	5000	385	370	380	+10
C Deli	3171	430	425	425	
Cdn Dev	420	405	405	405	..
C Ex Gas	1700	165	157	157	—8
C High Cr	500	19	19	19	
C Homestd	425	102	101	102	
Cent Del	3745	765	755	755	—8
Charter Oil	2000	145	143	143	—2
CLI Pete	863	30	30	30	+3
C Dragon	[illegible]	[illegible]	[illegible]	[illegible]	
C Mic Mac	925	400	390	390	—8
C West P	300	187	185	185	—3
Dev-Pal	2400	52	51	51	—1
Dome Pete	1600	$12⅝	12¼	12⅜	+ ⅜
Duvex	9000	4	4	4	
Dynamic	6000	38½	38	38½	— ½
Fargo	810	325	320	320	
Glacier	17000	28½	26	27	—1
Gr Plians	100	$13⅞	13⅞	13⅞	— ⅛
Home A	300	$13¾	13¾	13¾	
Home B	1313	$13½	13⅜	13⅜	
H B Oil G	302	$18⅝	18⅝	18⅝	
Long Point	3000	33	33	33	— ½
Majtrans	2600	2½	2½	2½	
Medal	2300	275	265	268	—7
Midcon	2000	26	25	25	
Mill City	2285	15	15	15	
Nat Pete	600	365	350	350	—15
N Davies	8000	10	9½	10	— ½
Murphy Oil	300	310	310	310	—15
Northcal	200	6½	6½	6½	
NC Oils	400	195	195	195	
NCO wts	650	41	41	41	—10
NCO pr	330	$27¾	27	27¾	+1¾
Okalta	2220	13	13	13	
Pac Pete	3260	$14½	14⅛	14½	+ ¼
Pac Pete w	100	810	810	010	—65
Pamoil	7950	42	41½	41½	
Permo	4900	31	30	30	—1
Petrol	1600	56	56	56	—1
Phillips	500	21½	21½	21½	+ ½
Place	17500	72	68	68	—4
Ponder	1800	72	71	72	—1
Provo Gas	6600	201	199	200	
Quonto	6000	16	16	16	
Sarcee	2400	110	107	109	—1
Secur Free	1100	595	575	575	—20
South U	8500	17	16½	17	—1
Spooner	21500	14½	13	14	+1
Stanwell	5000	30	29	29	—1
Tidal	7525	138	130	137	+4
Triad Oil	5815	167	165	165	
Union Oil	800	$13½	13¼	13½	+ ¼
Un Oils	4900	144	140	142	—1
Wayne	120200	42½	40	40½	+1½
Wespac	500	11½	11½	11½	
Wsburne	500	69	69	69	
Wstates	1250	795	755	790	+40
W Decalta	1900	118	116	116	
Windfall	3999	17	17	17	
Yan Can	11500	8	7¼	8	
Curb					
Dalhousie	3640	20	19	19	—1
BANKS					
Mont	1553	$70⅝	70¼	70½	+ ¼
NS	120	$78¼	78¼	78¼	— ⅛
C Imp Bk C	1950	$67⅝	67¼	67½	* ¼
Royal	846	$84	83⅝	03¾	— ¼
Tor-Dom	562	$66¾	66½	66½	— ¼
INDUSTRIALS					
Alumini	[illegible]	[illegible]	[illegible]	[illegible]	— ¼
Anglo Nfld	z14	$9½	9½	9½	
C Brew	7880	$11½	11¼	11⅜	+ ⅛
D Magnes	z40	$10	10	10	
Dosco	150	$11	11	1	— ¼
Inland	10	$5⅞	5⅞	5⅞	— ⅛
Inv Syn	25	$75¼	75¼	75¼	
Inv Syn A	1025	$68⅜	67½	68	— ⅜
Pembina	625	$9	8⅞	9	
Simpsons	299	$31⅛	31	31	+ ⅛
Stedman	z30	$14	14	14	
Walkers	642	$58⅝	58¼	58½	+ ⅛
Weston B	399	$21⅝	21⅝	21⅝	

Total sales: 3,073,000.

MOST ACTIVE TORONTO STOCKS
By The Canadian Press

Stock	Sales	High	Low	Close	Ch'ge
INDUSTRIALS					
Levy	10350	$15	14⅜	14⅞	
Vector	8500	16	15	16	
Cdn Brew	7880	$11½	11¼	11⅜	+ ⅛
Dist Seag	6359	$50½	49	49⅝	+ ⅛
MB and PR	5919	$20	19¾	20	— ⅛
OILS					
Wayne	120200	42½	40	40½	+1½
Spooner	21500	14½	13	14	+1
Place	17500	72	68	68	—4
Glacier	17000	28½	26	27	—1
Asamera	16600	117	109	109	—8
MINES					
Latin Am	123550	140	130	134	+2
Coprand	103224	130	124	130	+5
Northgate	77160	645	615	620	+20
D'Eldona	76188	17	15	16½	+ ½

Lorado	[illegible]	[illegible]	[illegible]	[illegible]	[illegible]

MUTUAL FUNDS
By The Canadian Press

	Bid	Ask
All Cdn Com	8.78	9.62
All Cdn Div	6.38	6.99
American Growth	9.45	10.30
Beaubran	33.52	36.40
Canadian Investment	10.68	11.71
Canafund	45.81	48.10
Champion Mutual	6.24	6.06
Commonwealth Inter.	9.33	10.22
Commonwealth Leverage	8.29	9.08
Corportae Investors	10.40	11.37
European Growth	7.46	8.18
Dividend Shares	3.57	3.92
Dominion Equity	18.35	18.74
Dreyfus Inc.	17.84	19.39
Federated Growth	5.11	5.58
First Oil and Gas	4.70	5.14
Fonds Collectif A	5.12	5.60
Fonds Collectif B	6.47	7.03
Fonds Collectif C	5.51	5.86
Group Inc.	3.80	4.15
Growth Oil and Gas	9.07	9.53
Investors Growth	7.22	7.85
Investors Mutual	13.18	14.33
Mutual Accumulating	3.72	4.07
Mutual Income	5.63	6.15
North American of Cda.	10.96	11.98
Radisson	4.98	5.47
Regent Fund	5.66	6.19
Save and Invest of Canada	6.36	6.96
Supervised Amer.	8.66	8.75
Supervised Exec 55	48.75	..
Supervised Exec 56	40.00	..
Supervised Exec 57	6.85	..
Supervised Exec 58	7.24	7.31
Supervised Growth	2.16	2.18
Supervised Income	4.62	4.67
TV Electronic	9.09	9.94
Timed Investment	6.45	6.97
United Accumulative	6.35	6.94
One William Street	15.12	16.53
Investors Int'l.	4.91	5.34

U. S. Lumber Manufacturers Seek Canadian Import Curb

WASHINGTON (CP)—American lumber manufacturers appealed to the United States government Friday to restrict softwood lumber imports from Canada and to take counter-action against the Canadian dolgar discount rate.

The National Lumber Manufacturers Association proposed a complex Canada-U.S. reciprocal arrangement under which Canada's softwood market in the U.S., now about $200,000,000 a year, would be reduced to ease pressure on American producers.

Under the association's plan, placed before Commerce Secretary Luther Hodges, American tariffs on Canadian softwood would be eliminated on shipments now equal about 13 per cent of that market.

On shipments above 10 per cent, the U.S. duty — now equivalent to less than two per cent of the value — would jump to 10 per cent of the value. Canada would provide a reciprocal arrangement for American softwood which actually has only about five per cent of the much smaller Canadian market.

The association asked Hodges to discuss this proposal at a meeting of Canadian and U.S. officials and lumber industry representatives.

On the currency issue, the association suggested the government act promptly to "counteract the manipulation of currency by lumber - producing nations competing with the U.S. industry in U.S. markets."

FAMILY ESCAPES

BERLIN (AP) — West Berlin police Friday said a refugee family made it through the Berlin wall Thursday night with three children, the youngest two months old and the oldest only 20 months. Details of the escape were withheld but the police said it occurred in the mid-town Charlottenburg area.

Complete Farm Tire Service

We have the most up-to-date equipment for all types of repairs to your farm tires. We are set up to serve you on the farm or in the shop. Phone today or come in and see us for all your farm tire needs and service.

OK AUTO FLOAT TIRES TIRE STORE

Dial 4-4912 St. Peters Rd.

Dine Out SUNDAY!

DOW'S "SPECIAL"

ROAST CHICKEN DINNER

(CAPON)

Complete full course dinner with all trimmings

$1.00

Children 60c

FREE

Take out service from 5 p.m. to 12 midnight

DOW'S RESTAURANT

Dial 4-9226

Working together for a strong MARITIME ECONOMY

From your forests to your farms...

NEW St. Regis MULTIWALL PAPER BAGS

MEAN FERTILIZER WITH THESE DISTINCT ADVANTAGES

* TIME-TESTED — continually improved during more than 20 years of farm service.
* EASY-TO-TRANSPORT — square-shaped paper bags stack securely and slip less.
* PUNCTURE-RESISTANT — multi-ply construction increases natural strength and toughness of paper bags.
* PREVENT CAKING — special plastic coated ply adds extra moisture protection.
* ECONOMICAL — insuring you bagged fertilizer at lowest cost.

MAKE SURE YOUR FERTILIZER COMES IN MULTIWALL PAPER BAGS

St. Regis-Consolidated Packaging Limited
ST. JOHN, N.B.

WHEN YOU HAVE A PARTICULAR PROBLEM THAT REQUIRES THE PRECISE MATCH OF TRUCK TO LOAD... GET A CHEVROLET!





WHEN YOU RUN A TRUCK OPERATION THAT LEAVES LITTLE TIME FOR MAINTENANCE AND PRACTICALLY NO TIME FOR REPAIRS... GET A CHEVROLET!

WHEN WHEN YOU WANT DRIVERS AT PEAK EFFICIENCY—RELAXED IN COMFORT-KING CABS... GET A CHEVROLET!



WHEN YOU CARRY LOADS THAT REQUIRE CAREFUL HANDLING—AND WHEN YOU NEED MAXIMUM SPACE... GET A CHEVROLET!

WHEN A LOW-COST TRUCK OPERATION IS VITAL TO YOUR BUSINESS... GET A CHEVROLET!

CHEVROLET TRUCKS are best for you!

A General Motors Value

SEE YOUR AUTHORIZED CHEVROLET DEALER

Whitewall tires optional at extra cost

Be sure to see Bonanza on the CBC-TV network each Sunday. Check your local listing for channel and time.

CT-762A

GOODSPEEDS (P. E. I.) LIMITED

Fitzroy Street Charlottetown Dial 4-6571