

**CHILDREN NEED FOOD—NOT ALCOHOL**

How careless it is to accept alcoholic medicine for children when everybody knows that their whole health and growth depends upon correct **nourishment**. If your children are pale, listless, underweight or puny, they absolutely need the special, concentrated food that only

**SCOTT'S EMULSION**

gives, to improve their nutrition and repair waste caused by youthful activity. During school term all children should be given *Scott's Emulsion* because it benefits their blood, sharpens their appetite and rebuilds their strength by sheer force of its great nourishing power.

Scott & Bowne, Toronto, Ont.

**Shadow Test**

Have your eyes tested by it. Always satisfactory. Delightful results. Only accurate child's Test. Works wonders in difficult cases. The harder the case the better. Eliminates guesswork. Succeeds where others fail. Try it today.

**H. J. Mabon**

Druggist and Optician  
Next Door Bank of Commerce  
Montague P. E. Island

**Expert Eye Testing**

Our experience in vision testing coupled with the best optical parlor in Kings County, enables us to correct your eye troubles with scientific accuracy.

Eye strain is the direct cause of many ills. At first signs of eye strain the eyes should be examined and if glasses are needed, they should at once be worn.

We use the same methods and instruments as the leading eye specialists in larger Cities. You will find in our parlor such instruments as the Electric Operated Ophthalmometer, Ski-Optometer and the Retinoscope.

Come in and be convinced that we can give you the best service obtainable and at moderate prices.

**E.E. Parkman**

Montague

**Produce Wanted**

We want at once at our Seed Warehouse

100 Tons Pressed Hay  
25 Tons Pressed Straw  
10,000 bushels Black and White Seed and Feed Oats.

500 bush. Buckwheat.  
500 bush 2 and 6 Rowed Barley.

1000 bush. Seed and Feed Wheat.  
We will pay highest cash prices or exchange for Feeds of all kinds at lowest prices.

We have in warehouse and to arrive a large number of cars of Bran, Middlings, Oil Cake, Meal, Cotton Seed Meal, Cracked Corn, Corn-meal, Germ Middlings, Groatlets, Scratch Feed, Jersey Pig Feed, Schemaker Feed, Flax Seed and Feed Wheat.

Beaver Flour.  
Robin Hood Flour.  
Gold Medal Flour.  
Poultry Feeds and Supplies all at the lowest possible prices.

Wholesale and Retail

**Carter & Co Ltd.**

Seed and Warehouse  
Queen St.

**UNDERDRAINAGE AT THE CENTRAL EXPERIMENTAL FARM, OTTAWA.**

(Experimental Farm Note).

While the Central Experimental Farm was yet in its infancy the necessity for installing a system of underdrainage was realized. From year to year the system has been improved and extended until at the present time a complete drainage scheme is in operation.

Soil conditions vary greatly. The surface soil ranges from sand to clay with all intervening types. Besides character and in many places there are considerable areas of muck. The subsoil is of the same variable problem of combating quick or running sand is encountered. The contour of the land may be termed gently to abruptly rolling, inclined to form pockets or basins, and on the whole having little natural outlet. Under these conditions, the problem of drainage was rather a difficult one entailing considerable thought and accurate work. Three main outlets are used, two located at the western and one at the eastern boundary. In explanation of the system it may be defined as a combination or modification of the herring-bone, gridiron and across-the-slope system of drainage. The first described system is well suited to drain ponds or basins; the second or gridiron system is well adapted to level land where the drainage required is fairly uniform; the across-the-slope system is used on side hills and slopes.

Clay tiles were used throughout, varying in size from 3 to 10 inches. The smaller than three inch were considered too small in this instance and are not recommended for ordinary conditions.

Sand traps or silt basins are indispensable, furnishing clearance for the sand that enters the tile and which, if not provided for, would lodge in and clog such tile as are laid on some what less than a two-inch grade. These sand traps are of different sizes according to requirements. Some are six feet square while the majority are approximately four feet square, extending into the ground about two feet below the outlet tile thus providing ample space for considerable deposits of sand and silt.

The traps are inclosed by concrete walls six inches thick, flush with the surface of the ground and covered by concrete tops provided with manholes protected by gratings. They are located, as far as practicable, adjacent to roadways, fences or other suitable places to ensure the least possible obstruction in cultivated fields.

JELLIED CHICKEN FOR OVERSEAS

A reader sends the following rules for preparing home jellied chicken for the men at the front:

The following recipe may appear to be a lot of trouble. It is anything but that after reading how to go about it. Being an experiment of my own which has proved satisfactory, and gone in perfect condition to my three brothers in the trenches for the past two years, I pass it on to others.

Select a nice tender chicken between three and four pounds. After drawing and washing thoroughly, carefully cut up in portions using sharp knife, keeping legs, wings and breast nearly whole, and first severing back from breast, being careful not to break wishbone.

Do not skin yet, as it adds to flavor and jellying. Put all in a pot and nearly cover with cold water, adding sufficient salt to help preserve same. Cover and allow to boil gently (not hard) until tender and the meat loosens from bones. Lift out gently on platter (leaving liquid in pot). Now remove all the skin. Cut all meat from the body portions, taking special care to lift out the wishbone with its supply of meat, which put to one side for top of tin. Cut the breast off in thick strips. If the legs happen to be short ones leave meat on.

Now comes the artistic part. "The canning." Have all ready a clean, sterilized Crisco tin, or a tin the same style with inverted cover. Leave outside wrapper on or paste other paper on tight. Cut a round of waxed paper the size of bottom of tin and slip in, then line rest of tin with waxed paper, bringing it well up past top. Now proceed to pack in the chicken. If the wings and legs are short enough, they can be laid across the bottom of the tin first. Fill in with small pieces, curve breast pieces around in tin. Place the treasured wishbone on top with heart in centre, giving a finishing touch as well as a pleasant one.

Now pour the liquid in until covered. Put in a cold place to jelly. If you find you have not enough liquid, dissolve some gelatine. Pepper can be sprinkled in liquid if desired. If your chicken does not quite fill the tin, put in three or four of your homemade mustard pickles, but leaving plenty of room for cover to go down tightly. Before putting cover on, cut a couple of rings of waxed paper the size of the bottom of tin and place in all around over and cement together with melted paraffine wax.

Do inner side of cover (especially edges), in melted paraffine, place quickly and push down tight. The hollow of the lid can be utilized by filling it with salt and pepper mixed for extra seasoning. Over this cover with stouter white paper and wax or paste down to side paper around tin. Wrap up and tie tightly, as much as you wish. It is certainly worth the time spent when you know your brave soldier is to enjoy a jellied chicken prepared with your own hands.

AN APPEAL

Upon the fields of Flanders and the plains of Italy, Brothers! at this dire moment there is waged Titanic strife; Nearly every stream in Europe now runs red into the sea. From hills, war-trapped, where freedom is sore struggling for her life.

And we were happy, happy lads at home but yesterday, With hat and ball, with oar and rod, with song and feast and mirth; War's challenge made us men at once and broke the charm of play; And here we'll die ere freedom shall be driven from the earth.

Ah! some will set the fourth Yuletide dawn to the roar of guns, For those who lie "neath folded hills we cannot wait to weep; But we—freedom's last citadel—will face the furious Huns, And on the frontiers of the world appointed vigils keep.

Then Brothers! can you wonder that in mud and pain we ask, When in the lull of firing, we wipe our smoky brow; "O, where in all the future will you find a grander task, Where will a year of man's short life count more than here" and now?"

—Alexander Louis Fraser

BREAKING THEM IN

"Yer boots, sir, just come," said Private Jones.

"Thanks," said Lieutenant Snigby. "Oh, Jones, you know, I loath new boots and as your feet are, if anything, a trifle larger than mine, I should be glad if you would wear the boots for a day or two to stretch them."

"Yes, sir," said Jones. About a month later those boots suddenly flashed through Lieutenant Snigby's mind.

hard (until tender and the meat loosens from bones. Lift out gently on platter (leaving liquid in pot).

Now remove all the skin. Cut all meat from the body portions, taking special care to lift out the wishbone with its supply of meat, which put to one side for top of tin. Cut the breast off in thick strips. If the legs happen to be short ones leave meat on.

Now comes the artistic part. "The canning." Have all ready a clean, sterilized Crisco tin, or a tin the same style with inverted cover. Leave outside wrapper on or paste other paper on tight. Cut a round of waxed paper the size of bottom of tin and slip in, then line rest of tin with waxed paper, bringing it well up past top. Now proceed to pack in the chicken. If the wings and legs are short enough, they can be laid across the bottom of the tin first. Fill in with small pieces, curve breast pieces around in tin. Place the treasured wishbone on top with heart in centre, giving a finishing touch as well as a pleasant one.

Now pour the liquid in until covered. Put in a cold place to jelly. If you find you have not enough liquid, dissolve some gelatine. Pepper can be sprinkled in liquid if desired. If your chicken does not quite fill the tin, put in three or four of your homemade mustard pickles, but leaving plenty of room for cover to go down tightly. Before putting cover on, cut a couple of rings of waxed paper the size of the bottom of tin and place in all around over and cement together with melted paraffine wax.

Do inner side of cover (especially edges), in melted paraffine, place quickly and push down tight. The hollow of the lid can be utilized by filling it with salt and pepper mixed for extra seasoning. Over this cover with stouter white paper and wax or paste down to side paper around tin. Wrap up and tie tightly, as much as you wish. It is certainly worth the time spent when you know your brave soldier is to enjoy a jellied chicken prepared with your own hands.

AN APPEAL

Upon the fields of Flanders and the plains of Italy, Brothers! at this dire moment there is waged Titanic strife; Nearly every stream in Europe now runs red into the sea. From hills, war-trapped, where freedom is sore struggling for her life.

And we were happy, happy lads at home but yesterday, With hat and ball, with oar and rod, with song and feast and mirth; War's challenge made us men at once and broke the charm of play; And here we'll die ere freedom shall be driven from the earth.

Ah! some will set the fourth Yuletide dawn to the roar of guns, For those who lie "neath folded hills we cannot wait to weep; But we—freedom's last citadel—will face the furious Huns, And on the frontiers of the world appointed vigils keep.

Then Brothers! can you wonder that in mud and pain we ask, When in the lull of firing, we wipe our smoky brow; "O, where in all the future will you find a grander task, Where will a year of man's short life count more than here" and now?"

—Alexander Louis Fraser

BREAKING THEM IN

"Yer boots, sir, just come," said Private Jones.

"Thanks," said Lieutenant Snigby. "Oh, Jones, you know, I loath new boots and as your feet are, if anything, a trifle larger than mine, I should be glad if you would wear the boots for a day or two to stretch them."

"Yes, sir," said Jones. About a month later those boots suddenly flashed through Lieutenant Snigby's mind.

"By the way, Jones" he said, "I s'pose you've stretched those boots?"

"Er—yes, sir," said Jones. "Let me have them please."

"Yes, sir," said Jones. And, to his officers' surprise, he unlaced the footgear he was wearing.

"I expect they'll want soling and healing sir," he said, as he handed them over to the astonished officer.

"By the way, Jones" he said, "I s'pose you've stretched those boots?"

"Er—yes, sir," said Jones. "Let me have them please."

"Yes, sir," said Jones. And, to his officers' surprise, he unlaced the footgear he was wearing.

"I expect they'll want soling and healing sir," he said, as he handed them over to the astonished officer.

"By the way, Jones" he said, "I s'pose you've stretched those boots?"

"Er—yes, sir," said Jones. "Let me have them please."

"Yes, sir," said Jones. And, to his officers' surprise, he unlaced the footgear he was wearing.

"I expect they'll want soling and healing sir," he said, as he handed them over to the astonished officer.

"By the way, Jones" he said, "I s'pose you've stretched those boots?"

"Er—yes, sir," said Jones. "Let me have them please."

"Yes, sir," said Jones. And, to his officers' surprise, he unlaced the footgear he was wearing.

"I expect they'll want soling and healing sir," he said, as he handed them over to the astonished officer.

"By the way, Jones" he said, "I s'pose you've stretched those boots?"

"Er—yes, sir," said Jones. "Let me have them please."

"Yes, sir," said Jones. And, to his officers' surprise, he unlaced the footgear he was wearing.

"I expect they'll want soling and healing sir," he said, as he handed them over to the astonished officer.

"By the way, Jones" he said, "I s'pose you've stretched those boots?"

**This Automobile Costs Nothing JUST THINK OF IT!**

Your Spare Time Well Spent Among Your Friends is the Only Price Asked  
**No Money Will Buy These Prizes!**


**1st GRAND PRIZE  
1135.00 McLaughlin Touring Car**

SUMMERSIDE

Dealer

R. T. Holman

Limited




CH'TOWN

Dealer

J. Stanley

Wedlock

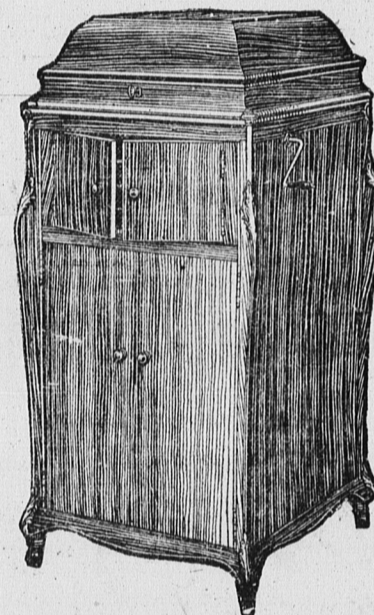
**2nd GRAND PRIZE  
\$400 Willis Louis XV.  
Piano**



SUPPLIED BY

A. E. TOOMBS

**3rd GRAND PRIZE  
\$255.00 VICTROLA XVI.**




Supplied by

R. T. Holman

Limited

Summerside

**4th GRAND PRIZE  
\$135.00 Sleigh, Harness and Robe**



Purchased from GRANT & KENNEDY


**District Prizes**

\$100.00 Diamond Ring

\$75.00 Diamond Ring

\$50.00 Diamond Ring

Three Handsome Wrist Watches



Jewelry Prizes are on display at the Store of W. W. WELLNER, Ch'town

**The Charlottetown Guardian Subscription Blank**

For the sum of \$..... accompanying this order, please send the Morning or Evening Guardian for a period of..... months, and credit candidates named with votes

Name of Subscriber.....

Subscription to begin.....

Address.....

Candidate's Name.....

There is No Question About The Prizes Offered

The Question is— Why not enter the Campaign and win one of them ?

For Particulars Apply to Campaign Manag, Ch'town Guardian