



FIX-UP HOME



TAKE ADVANTAGE OF THE HOME IMPROVEMENT PLAN



Remodeling Suggestions

In the days when the girls wore bloomers, when they went out for a ride on a bicycle, houses were built with a great deal of ornamentation. Gable windows were plentiful, and "gingerbread scroll-work" was used to the limit.

To remodel this type of home is rather a task because there are so many angles and corners to absorb. Great over-hanging eaves have to be cut back where they belong, and useless ornament removed.

In the English style of home we have the gables and sharp lines



You Can Use The Home Improvement Plan to **PAINT UP**

We can supply you with **BRANDRAM - HENDERSON** "English" Paint

TO REPAIR or RE-ROOF with "BRANTFORD" Asphalt Shingles or Roll Roofing

To REPAIR your FENCES with "STELCO" Woven FENCING or BARBED, or COIL SPRING WIRE.

To Finish That Extra Room with **BEAVER BOARD**

To Repair That Cellar Wall with **CANADA CEMENT**

To Brighten up any Room with **ALABASTINE, MURESCO or PERFECTO**



FENNELL AND CHANDLER
Hardware Merchants

POINTERS FOR COOLING HOME

The problem is either to keep the heat out or to take it out and sometimes a little of both can be managed. Keeping the heat out is a matter of insulation. In one-storey homes with large roof areas the temperature in the attic sometimes runs thirty degrees higher than outside. This heat, in the course of a day, converts room ceilings below into large surface radiators which open windows and electric fans do little to counteract.

Insulation of the entire ceiling between rafters will help overcome this condition and will also save considerable on heating bills in the winter. Insulation, even the standard four-inch thick types, merely retards the heat, however, and in the course of a three or four-day hot spell becomes itself so soaked with heat that the effect is lost. On the other hand few extreme heat spells last this long and insulation can be depended upon to make the home more comfortable.

Fans for this purpose are easily installed and if correctly designed are virtually silent in operation. A fractional horse power electric motor drives it and the cost of operation should not run more than a few cents a day. On oppressive days the fan can also be operated to create a movement of air through the house, which has a certain cooling effect.

Fences Become More Popular

There has been a trend in recent years back to fences around private property. Psychologists may find some explanation for it in the troubled times during the bad depression years, but for the rest of us it is sufficient that a fence gives privacy and can be made definitely attractive. To accomplish this objective it must be well chosen and constructed.

Fences in general use today include the ordinary picket, with its many forms; the trellis fence, a natural wood fence of heavier timbers, such as the State Park Commission is using so effectively along its parkways; the wire decorative fence and the lowly pipe rack for vines and roses. This leaves out, of course, walls of brick and stone and the fabricated fence of saplings or split cedar. Constructing these is hardly a job for a home-owner.

Any well made picket fence must have a substantial foundation. This includes posts cut from four-by-fours sunk at least two feet in the ground and bottom and top rails of two-by-fours. On this frame pickets of any type can be nailed. Wide pickets from eight to ten inches across with two-inch spaces between them make an effective screen. Set closer, they form a wooden wall. The shape given the tops of these can change the whole appearance of the fence.

A trellis fence is built on the same foundation, with the height of the posts varied to suit the type of trellis to be constructed. Lattice strips from one to two inches wide and at least a half inch thick are used to work out the design of the trellis. Elongated diagonals with sides running from ten to twelve inches are my favorite design for this type of fence and it has a decided decorative value.

Natural wood fences are usually low and fairly heavy in construction. Posts 6 by 6 should be used and these should be tapered at the top to the size of a 2-by-4 or a 4-by-4 rail. Redwood is the cheapest and best wood for this, since it weathers to a warm brown and is almost impervious to rot. Sometimes pickets are added to a fence of this type, which naturally requires a bottom rail. In setting up such a fence use copper nail fastenings for the lighter joints and wooden pegs about three-quarters of an inch in diameter for the heavier ones. Iron nails, even if galvanized, will show rust stains in a short time unless painted over.

Fall Good Time To Modernize And Repair

You do not make it a practice of beating your rugs in the house, but under ordinary living conditions where the air is not filtered, the air is very nearly as bad as that after the heat has been turned on in the fall.

Invisible particles of dirt which are picked up by the heat currents are carried hither and yon without one's being aware that such a condition exists until we begin to notice signs of dirt on the walls. Some times the heating plant is blamed but it is usually the fault of unfiltered air.

Filtered air that is heated and forced through the rooms with just the right amount of humidity is now possible for the owner of the small home. Made in units that can be attached to the present heating plant, it makes pure air at the temperature desired by automatic controls located in the living quarters.

Many families are needlessly depriving themselves of that additional bathroom because they think


WHETHER YOU PLAN TO **IMPROVE YOUR HOME** OR BUILD A NEW ONE WE CAN SUPPLY YOU WITH ALL BUILDING MATERIALS.



Asphalt Shingles, Insul or Shingle Siding
Made by Building Products Ltd.


MACDONALD-ROWE
WOODWORKING COMPANY LTD.
TELEPHONE 341

Co-operating With The



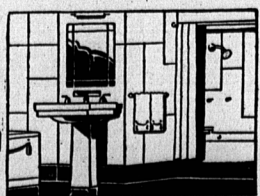
Protection Begins with the Surface!

Wintry storms with their attendant deteriorating elements are coming closer every day... protect your home and improve its appearance and comfort by re-painting at once! Afterward, you can enjoy the comfort that fine work affords... lower heating bills... vastly improved appearance... all-weather protection.



FOR PERFECT PROPERTY PROTECTION USE **"CROWN DIAMOND"**
Prowse Bros. Ltd.

FOR **Modern PLUMBING**
TELEPHONE 393-J



WE LEAD—OTHERS FOLLOW

Our staff is composed of thoroughly experienced workmen. Personal attention given to all jobs, large and small, anywhere in Prince Edward Island.

We install **HOTWATER, WARMAIR, and STEAM HEATING SYSTEMS, AUTOMATIC FURNACE STOKERS, OIL BURNERS FOR RANGES and HEATERS, ELECTRIC, OIL, COAL, and WOOD RANGES, SHEET METAL WORK.**

FRED H. TRAINOR
Reasonable Charges — Satisfaction Guaranteed
80 Grafton Street—Opposite Prince Edward Theatre

SETTING OF POSTS

The most important thing in any fence construction is the setting of the posts. Wood posts, no matter what the wood, should be treated with tar, pitch, asphaltum paint or creosote for several days before they are sunk. If they are to be placed in the earth without concrete a hole slightly larger than the post should be dug.

The post is placed in this hole, centred and straightened, and then small stones and pieces of brick should be tamped down all around it. Fill in the remainder with earth and gravel and pack tightly. When the soil has had time to settle this tamping should be repeated.


"A HOME IS ONLY AS MODERN AS ITS PLUMBING"

In basements, bathrooms, kitchens, laundries and lavatories attractive fixtures and dependable "hidden" materials pay dividends in extra satisfaction and convenience. We invite you to call and see the new 1938 Fixtures and fittings.

DON'T LET WINTER CATCH YOU!

Start those needed repairs now!

ARRANGE TODAY FOR THAT NEW



BATHROOM

KITCHEN

ROOF

FURNACE

Don't put in another winter with a faulty heating system, a jittery roof or uninsulated walls that let the heat out and the cold in. Make your home cosier and more livable—as so many others have done—without financial strain. Do it with the magic of the Home Improvement Plan and, at the same time, put men to work.

Select the improvement you need most—inside or outside painting, a modern kitchen, insulation, a new furnace, up-to-the-minute plumbing or the building of an attic playroom or basement game room for indoor days, and get an estimate of its cost. You will be surprised at how readily these and many other desirable improvements will fit into your budget.

LOANS EASILY ARRANGED

Any contractor, supply firm or architect can help you arrange a Home Improvement Plan loan if you need it to finance the work for you, or you can apply direct to your banker. No security or endorsement needed: you simply show that you can repay in monthly instalments and the loan is made, the work proceeds, your home is made brighter and more livable and men get needed jobs.

Full information on the Home Improvement Plan and what it covers may be obtained from your local committee, your Provincial Chairman, your bank or the National Employment Commission, Ottawa.

NATIONAL EMPLOYMENT COMMISSION
UNDER THE AUTHORITY OF THE DOMINION GOVERNMENT

E. T. HIGGS, Provincial Chairman,
Charlottetown, P. E. I.

(The cost of this series of advertisements sponsored by the National Employment Commission, has been defrayed entirely by public-spirited concerns and individuals as a contribution towards that "Nation-wide co-operative effort" envisaged by the Parliament of Canada in the National Employment Commission Act.)